



CENTRAL
GOLDFIELDS
SHIRE
COUNCIL



SUSTAINABLE WASTE MANAGEMENT

It's easy, clean and green
An easy guide to waste and recycling

We encourage you to practice **waste avoidance**, **waste reduction**, **materials recovery** and **recycling**. You can make a difference. This guide will show you how.



CONTENTS

Sustainable waste management	2
Rethink for less waste	3
Your recycling bin	4
Your garbage bin	6
Bin day reminders	7
A-Z Guide	8
Optional green waste bin service	10
Use your waste	11
Transfer stations	12
Hard rubbish collection – urban areas	13
Chemicals and farm products	14
Recycling collection calendar	15
Waste and recycling quick guide	16

What is 'sustainable'?

Is it:

- Living with less water for crops and gardens?
- Switching off lights to save money and energy?
- Saying no to plastic bags at the check out?
- Thinking more carefully about what you buy, use and throw away?

It is all of this—and more. For the waste management team at Central Goldfields Shire, “sustainable” means planning and providing services which help householders work toward the goal of less waste to landfill.

Why it's important

All waste that goes into your garbage bin is taken hundreds of kilometres to Stawell for disposal at the Stawell landfill and waste from the Transfer Stations is taken to Patho. This is because the landfills within our Shire have already been filled. There is limited space for our waste in Stawell landfill—one day it will be full and we will need to find new ways to deal with our waste.

Recycling saves

Every piece of recyclable material put into your recycling bin is processed into new products—saving virgin resources, water and energy.

By carefully managing your household's waste, you can help us create a healthy and sustainable future for Central Goldfields Shire.

The waste minimisation triangle shows that a way to have less waste is to avoid creating it to begin with. That way you have less to reuse. The next step is to reuse what you can't avoid so that you have less to recycle. Finally, recycle all you can (including organic material) so that you are left with only a small amount for landfill.

Avoid

One advantage of avoidance is that you can save money as well as space in your bin. It's mostly about rethinking your shopping and cooking habits.

- Buy non-perishable items (like rice, flour, pet food) in bulk to save on packaging.
- Use reusable containers to pack lunches rather than plastic wrap.
- Cook just enough for each meal to avoid leftovers.
- Remember your reusable bags or baskets when you go shopping.

Reduce and reuse

This is about rethinking what you do with things when you have finished with them.

- Save glass jars to make jams or preserves. If you don't need them, perhaps someone you know does.
- Return plastic bags to the supermarket's plastic bag recycle bin or use as bin liners.

Contact your local school or kinder to see if they can use your unwanted wool, fabric, paper or other items for craft activities.



Recycle

When you say 'recycle' most people think about what they put into their recycle bin each week. But there are other ways you can recycle.

- Start a compost bin or worm farm for food scraps and garden waste.
- Take used motor oil to the transfer station for recycling.
- Recycle your old mobile phone (at most mobile phone shops).
- Order Council's green/organics waste bin if you live in an urban area.

Donate clothing, shoes and toys to charity



YOUR RECYCLING BIN

**GO YELLOW!
RECYCLE RIGHT**

THESE ITEMS ONLY



**ITEMS MUST BE LOOSE
NO PLASTIC BAGS**



Aluminium, steel cans, aerosols and clean foil



Cardboard boxes, cereal boxes and food boxes



Glass bottles and jars



Plastic bottles and containers with codes



Milk and juice cartons



Phone books, envelopes, letters, work and school papers, copy paper and office paper



Newspapers, brochures, magazines and advertising material

These items are not recyclable. Placing them into recycling wastes your good efforts and those of your neighbours.

NO. NOT IN YOUR RECYCLING BIN



NO plastic bags



NO plastic packaging material



NO garbage



NO green waste



NO food waste



NO nappies



NO light globes



NO polystyrene



NO gas bottles, chemicals or hazardous waste



NO motor oil or motor oil containers



NO broken crockery or Pyrex



NO waxed cardboard or cardboard with food remains



Your **recyclables** get a new life!

**RED LID?
STOP AND THINK**

THESE ITEMS ONLY



Food waste



80 litre or
140 litre



Nappies (wrapped)



Other plastics including film, wrap, polystyrene and plastic packaging



Window glass, mirrors, Pyrex, ceramics and light globes (wrapped)

NO. NOT IN YOUR GARBAGE BIN



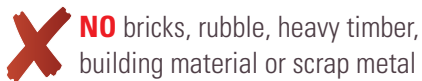
NO recyclables



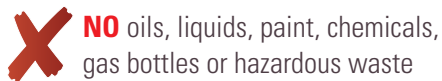
NO green waste



NO commercial waste



NO bricks, rubble, heavy timber, building material or scrap metal



NO oils, liquids, paint, chemicals, gas bottles or hazardous waste

Urban Area – weekly collection, standard 80 litre bin. *Optional 140 litre bin at additional cost.*

Rural Area – fortnightly collection, standard 140 litre bin. *Optional 240 litre bin at additional cost.*

Please see the Customer Service Team at the Shire Office 12–22 Nolan Street Maryborough, should you wish to arrange and pay for a larger bin option.



Place your bins correctly

- Near the kerb or roadside.
- Face wheels/handle away from the road.
- Allow half a metre between bins and other objects.
- Keep bins away from over hanging trees.
- Away from parked cars.

Keep your bin light. Trucks use a mechanical arm to empty your bin. If it's too heavy to wheel to the kerb it's probably too heavy to lift.

Prevent litter

Make sure your bin lids close properly so that no items can escape. Extra bags and boxes can not be collected.

Replace damaged bins (free of charge): contact Council to organise.

If you have large quantities of waste for disposal, please see the information on transfer stations (page 12) or the A–Z Guide (page 8–9).



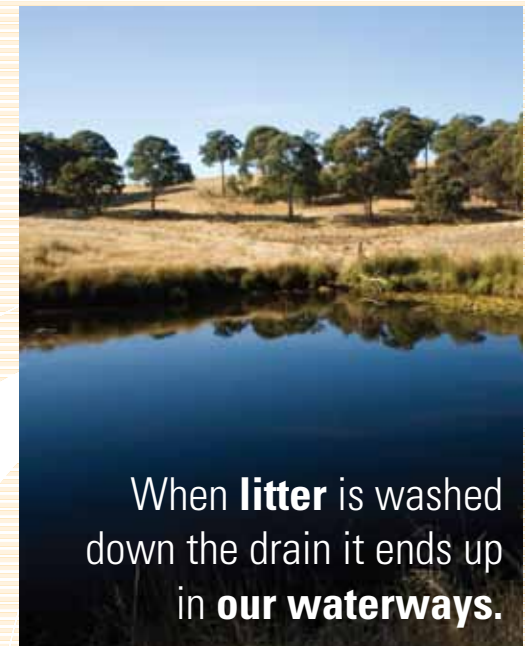
Litter includes

- Cigarette butts dropped in the street or thrown out the car window.
- A plastic bottle which has escaped from a recycling bin.
- Rubbish dumped in the back roads.

Besides being unsightly, litter can damage the environment.

Rubbish left on roadsides leaches toxins into the surrounding environment and atmosphere, and when litter is washed down the drain it ends up in our waterways where it causes pollution and can harm wildlife.

Litter can also contribute to fire hazards.



When **litter** is washed down the drain it ends up in **our waterways.**

Do your bit to keep Central Goldfields clean. Find a bin for your litter, keep a lid on your bin and take larger items to the transfer station.

YOUR A-Z GUIDE TO WASTE AND RECYCLING

C	ChemClear (pg 14)
B	Permanent Detox Location – Ballarat (pg 14)
D	Detox Your Home (pg 14)
G	Garbage bin (pg 6)
GW	Green/organics waste bin (pg 10)
H	Hard rubbish (pg 13)

M	drumMuster (pg 14)
O	Compost bin/worm farm (pg 11)
R	Recycling bin (pg 4)
S	Contact the Shire
T	Transfer station (pg 12)
X	Charity/op shop

A		Cardboard	R
Aerosol cans (empty)	R	Carpet/carpet underlay	R
Agricultural chemicals	C	Cartridges (printer/toner)	S
Agricultural chemical containers	C	Cassette tapes	G
Aluminium cans	R	Cellophane	G
Aluminium foil (clean)	R	Ceramics	G
Animal droppings	G O	Cereal box inserts	G
Asbestos	S	Cereal boxes	R
B		Chemicals (household)	D
Bag ties	G	Chemicals (farm)	C
Band aids	G	Chip packets	G
Baskets	X	Cigarette butts	G
Batteries	B S	Citrus	GW G
(alkaline, NiCad, NiMH)		Cleaning rags	G
Batteries (car)	T	Cling wrap	G
Beer bottles	R	Clothing	X
Books	X R	Clothing baskets	X
Bottle tops (metal, plastic)	R	Coffee grounds	GW G
Bottles (glass, plastic)	R	Coffee cans/jars	R
Boxes (cardboard)	R	Computer paper	S
Branches	GW H T	Computer parts	T
Bread	GW G	Concrete	G O
Bricks	T	Cooking oil	S
Building materials	T	(soaked in paper towel)	R
C		Corks	G
Cake	GW G	Cosmetic jars	R
Cake trays (plastic)	R	Cotton reels	G
Cans	R	Cotton wool buds	G
Car batteries	T	Cups and saucers (broken)	G
Car/auto parts	T	Cups and saucers (intact)	X
Carbon paper	G	Curtains	X
		Cutlery (metal)	X
		Cutlery (plastic)	R

D		R		D	
Dairy products	GW G	Dairy products	R	Detergent bottles (plastic)	R
Detergent bottles (plastic)	R	Disposable nappies	G	Dog poo	G O
Disposable nappies	G	Doors	T	Drink cans	R
Dog poo	G O	Drums (empty)	M	E	
Doors	T	Egg shells	GW G	Electrical appliances	X S
Drink cans	R	Envelopes	R	Envelopes	R
Drums (empty)	M	Eye glasses	X	F	
E		Fluorescent tubes	B	Farm chemicals	C
Egg shells	GW G	Farm chemicals	C	Farm chemical drum	S D
Electrical appliances	X S	Farm chemical drum	S D	Foam boxes	G
Envelopes	R	Foam boxes	G	Foam meat trays	G
Eye glasses	X	Foam meat trays	G	Foam underlay	G
F		Foam underlay	G	Foil (aluminium)	R
Fluorescent tubes	B	Foil (aluminium)	R	Food cans	R
Farm chemicals	C	Food cans	R	Food waste	O G GW
Farm chemical drum	S D	Food waste	O G GW	(excludes meat/bones)	
Foam boxes	G	Fridges	H T	G	
Foam meat trays	G	Fruit and vegetable scraps	GW O	Furniture	X H
Foam underlay	G	G		G	
Foil (aluminium)	R	Garden waste	GW O	Gas bottles	T
Food cans	R	Gas bottles	T	Glad wrap	G
Food waste	O G GW	Glad wrap	G		
(excludes meat/bones)					

Grass clippings	GW O	N	
Greeting cards	R	Nappies (disposable)	G
H		Needles	S
Hot water units	H T	Newspapers	R
Household chemicals	D	O	
Household goods	H T	Office paper	R
Hypodermic needles	S	Oils	S
I		Onion	R
Ice cream container lids	R	Ovens	GW G
Ice cream containers	R	H T	
J		P	
Jar lids (metal)	R	Paint	D B
Jar lids (plastic)	G	Paint tins (dry/empty)	T
Jars	R	Pallets	T
Juice cartons	R	Paper towel roll	R
Junk mail	R	Pet food tins (rinsed)	R
K		Pharmaceuticals	S
Kitty litter	G	Phonebooks	R
L		Picture frames	X G
Leaves	GW O	Pizza boxes	R O
Light bulbs	G	Placemats	X G
Lolly wrappers	G	Plant cuttings	GW O
Lunch boxes	X G	Plant pots (clean)	R
M		Plasterboard	T
Magazines	R	Plastic bags	G
Manure	O G	Plastic containers	R
Margarine tubs	R	(codes 1, 2, 3, 4, 5, 6, 7)	
Matchboxes	G	Plastic strapping	G
Mattresses	T	Plastic trays/baskets	G
Meat scraps	G	Plastic wrappers	G
Meat trays (foam)	G	Plate glass	T
Medicine bottles (empty/rinsed)	R	Polystyrene	G
Medicines	S	Printer/toner cartridges	S
Milk bottles	R	Pyrex ovenware (broken)	G
Milk cartons	R	Pyrex ovenware (intact)	X
Milk containers (plastic)	R	S	
Mobile phones	S	School bags	X G
Motor oil	T S	Scrap metal	H T

Spectacles	X
Spirit bottles	R
Sporting goods	X
Steel (not tins and cans)	H T
Steel cans and tins	R
Stoves	H T
Styrofoam	G
Sweet wrappers	G
Syringes	S
T	
Take away containers	R
Tea bags and tea leaves	GW O G
Telephone books	R
Televisions	T
Textiles	X H T
Timber	H T
Tin cans	R
Tissues	G
Toilet paper rolls	R
Toner cartridges	S
Tools	H T
Toys	X G
Tree prunings	T GW O
Twine	G
Tyres	T
V	
Vacuum cleaner dust	G GW O
Vegetable scraps	GW G O
Vinyl	G
W	
Washing machines	H T
Waxed cardboard	G
Waxed paper	G
Weeds	GW O
White goods	T H
Windows	T
Wine bottles	R
Wrapping paper	R
Y	
Yoghurt containers	R

FREE COMPOST AVAILABLE TO PARTICIPANTS*

**GO GREEN!
URBAN RESIDENTS**

**FOOD WASTE
NOW ACCEPTED!**

**ITEMS MUST BE LOOSE
NO PLASTIC BAGS**

THESE ITEMS ONLY



Prunings



240 litre



Grass clippings



Weeds and flowers



Small branches



Leaves

NO. NOT IN YOUR GREEN WASTE BIN



NO garbage, nappies, recyclables, plastics or plant pots



NO hazardous waste, chemicals, paints or oils



NO building materials, bricks, rubble, sand, soil or dirt

READY TO ORDER?

If you live in an urban area, you can add a green/organics waste bin to your recycling and waste service for garden green waste and household organics. Once you place an order you will receive a Green Lidded 240L bin. This bin is emptied twice a month (first and third Friday of every month).

Please see the Customer Service team at the Council Office to arrange and pay for the optional green/organics waste service.

This waste is converted into compost at the Carisbrook Transfer Station. *Compost is then made available to participants in the service when produced (no guarantee of supply).



Did you know that half of the waste from your garbage bin could be composted?

Compost bins

Food scraps, tea bags, coffee grinds, garden clippings, prunings, dead leaves and grass can go into a compost bin or onto your compost pile. Once it breaks down, the 'humus' created can be dug through your soil to provide nutrients and help keep moisture in.



Worm farms

A worm farm is a composting container which uses worms to break food down. Just about anything organic can go into a worm farm including teabags, paper and tissues. The juice created in the worm farm is an excellent fertiliser.

There are a range of compost bins and worm farms available at your local hardware store. You could also build your own.

For more information about composting visit www.sustainability.vic.gov.au, telephone 1300 363 744 or contact the Shire on 5461 0610.

Garden waste

Branches, garden prunings and other garden waste can be taken to the transfer stations at Carisbrook, Talbot, Dunolly and Bealiba where it will be mulched and reused.

Mulch for your garden is available to purchase from the transfer stations.



TRANSFER STATIONS



The Shire operates four refuse transfer stations, located at Carisbrook, Talbot, Dunolly and Bealiba. Waste that can't be recycled or reused is transferred from these transfer stations to the Patho landfill at Echuca.

To help us recycle, please load your trailer to allow separation of green waste and recyclables from other waste. Our policy is to recycle all we can to reduce what is sent to landfill.



Remember to cover and secure your load.

Opening hours

All sites are supervised during the operating times to separate recyclables, collect fees and waste vouchers, and for site management.

Carisbrook – Potts Lane

Open Monday, Tuesday and Friday
10am–4.30pm
Saturday and Sunday 10am–4pm
Closed Wednesday and Thursday
Closed Christmas Day, New Years Day, Good Friday and Anzac Day

Talbot – Rocky Flat Road and Dunolly – Maryborough-Dunolly Road

Open Wednesday, Saturday and Sunday
9am–1pm
Closed Christmas Day, New Years Day and Anzac Day

Bealiba – Whitehills Road

Open Thursday, Saturday and Sunday
9am–1pm
Closed Christmas Day, New Years Day and Anzac Day

Fees and charges

Central Goldfields residents can use waste vouchers provided in their rates notice to dispose of general waste, green waste or hard rubbish at the transfer stations:

Car boot or equivalent load 1 voucher
Other loads 2 vouchers per m³


For other fees and charges go to www.centralgoldfields.com.au or contact Ellwaste on 5456 2500.

HARD RUBBISH COLLECTION – URBAN AREAS

Bi-Monthly pick up service – bookings essential

Council provides a bi-monthly pick up of hard rubbish for residents in urban areas. Collection day is the first and third Monday every month. Call Ellwaste on 5456 2500 to book your collection.

ACCEPTED MATERIAL



NOT ACCEPTED



Hard waste vouchers

You can use waste vouchers provided with the rates notice for this service.

1 cubic metre of hard rubbish = 4 vouchers

1 metre length X 1 metre width X 1 metre height = 1 cubic metre

Detox Your Home

Some household products contain chemicals which can be dangerous to children and pets. You can't pour them down the sink or put them out with your rubbish because they can harm the environment.

Detox Your Home deals with household products like kitchen and bathroom cleaners, fuels, auto fluids, solvents, pool chemicals, fertilisers, gas bottles and other materials.

A permanent collection point for paint, motor oil, fluorescent tubes, batteries and gas cylinders is available at the City of Ballarat Transfer Station, Gillies St South, Ballarat. Open Monday to Friday 8am-4pm and weekends 10am-4pm.



For more information

Free call 1300 363 744 or visit www.sustainability.vic.gov.au for a complete list of accepted products and Detox Your Home collection locations.

For information about the permanent collection point contact the Ballarat Transfer Station on 5334 2621.

drumMuster



drumMUSTER is a program that collects and recycles empty and clean eligible non-returnable farm chemical containers.

Containers must be flushed, pressure rinsed or triple rinsed prior to delivering to drumMUSTER at the Transfer Station in Carisbrook. There must be no visible chemical residue on the inside or outside of the container or it will not be accepted.

For more information

Visit www.drummuster.com.au or contact Ellwaste on 5456 2500.

ChemClear



ChemClear provides a reliable and responsible collection and disposal service for obsolete agricultural and veterinary chemicals.

For more information

Visit www.chemclear.com.au or contact the Shire on 5461 0610.

Recycling bin Loose recyclables only	Green/Organics waste bin (urban areas) Loose green waste only	Garbage bin Non-recyclable material only
 Paper and cardboard	 Grass, weeds and leaves	 Nappies
 Steel and aluminium cans	 Food waste	 Broken crockery and Pyrex
 Plastic bottles and containers with codes 1-7	 Small branches	 Other plastics including film and packaging
 Prunings and flowers		

NOT IN ANY BIN

 NO chemical or hazardous goods	 NO syringes	 NO soil, rubble or building materials
---	------------------------	--



Central Goldfields Shire
12-22 Nolan Street
MARYBOROUGH VIC 3465

Postal Address:
PO Box 194
MARYBOROUGH VIC 3465

Ph: 5461 0610 Fax: 5461 0666
www.centralgoldfields.com.au
Email: mail@cgoldshire.vic.gov.au

For transfer station fees and charges information and hard waste collection enquiries, please call Ellwaste on 5456 2500.

For all waste, recycling, green/organics waste collection enquiries, please call Waste Recyclers of Victoria on 1800 556 952.