



COUNCIL MEETING AGENDA

Tuesday

22 October 2024

6pm

Maryborough Town Hall, Maryborough and livestreamed
on the internet.

Contents	Page
1. Commencement of Meeting and preliminaries	1
2. Apologies	1
3. Leave of absence	1
4. Conflicts of interest	2
5. Confirmation of Minutes from previous Council Meetings	3
5.1 Draft Minutes of Council meeting dated 16 September 2024	4
5.2 Confidential Draft Minutes of Council meeting dated 16 September 2024 <i>(provided under separate cover)</i>	N/A
6. Minutes of Delegated and Advisory Committees	18
7. Petitions	18
8. Officer Reports	19
8.1 Central Goldfields Shire Council 2023-2024 Annual Report	19
8.1.1 CGSC 2023-2024 Annual Report Final Draft	22
8.2 S11A Update to Instrument of Appointment and Authorisation for Statutory Planning	90
8.2.1 S11A Instrument of Appointment and Authorisation Planning and Environment Act 1987.	92
9. Councillor Reports and General Business	94
10. Notice of Motion	94
11. Urgent Business	94
12. Confidential Business	94
13. Meeting Closure	94

1. Commencement of Meeting and Welcome

Councils must, in the performance of its role, give effect to the overarching governance principles in the *Local Government Act 2020*.¹ These are included below to guide Councillor consideration of issues and Council decision making.

- a. Council decisions are to be made and actions taken in accordance with the relevant law;
- b. priority is to be given to achieving the best outcomes for the municipal community, including future generations;
- c. the economic, social and environmental sustainability of the municipal district, including mitigation and planning for climate change risks, is to be promoted;
- d. the municipal community is to be engaged in strategic planning and strategic decision making;
- e. innovation and continuous improvement is to be pursued;
- f. collaboration with other Councils and Governments and statutory bodies is to be sought;
- g. the ongoing financial viability of the Council is to be ensured;
- h. regional, state and national plans and policies are to be taken into account in strategic planning and decision making;
- i. the transparency of Council decisions, actions and information is to be ensured.

2. Apologies

Council's Governance Rules require that the minutes of Council meetings record the names of Councillors present and the names of any Councillors who apologised in advance for their non-attendance.²

The annual report will list councillor attendance at Council meetings.

Councillor attendance at Councillor briefings is also recorded.

3. Leave of Absence

One reason that a Councillor ceases to hold the office of Councillor (and that office becomes vacant) is if a Councillor is absent from Council meetings for a period of 4 consecutive months without leave obtained from the Council. (There are some exceptions to this - see section 35 for more information.)

A Councillor can request a leave of absence. Any reasonable request for leave must be granted.³ Leave of absence is approved by Council.

Any request will be dealt with in this item which is a standing item on the agenda. The approvals of leave of absence will be noted in the minutes of Council in which it is granted. It will also be noted in the minutes of any Council meeting held during the period of the leave of absence.

¹ Section 9.

² Chapter 2, rule 62.

³ See Local Government Act 2020 s 35 (4) and s 35 (1) (e).

4. Conflicts of Interest

Conflicts of Interest must be disclosed at the commencement of a Council meeting or Councillor briefing, or as soon as a Councillor recognises that they have a conflict of interest.

The relevant provisions in the *Local Government Act 2020* include those in Part 6, Division 2 (from section 126). Failing to disclose a conflict of interest and excluding themselves from the decision making process is an offence.

Disclosures at Council meetings

Under the Governance Rules:¹

A Councillor who has a conflict of interest in a matter being considered at a Council meeting at which he or she:

1 is present must disclose that conflict of interest by explaining the nature of the conflict of interest to those present at the Council meeting immediately before the matter is considered; or

2 intends to be present must disclose that conflict of interest by providing to the Chief Executive Officer before the Council meeting commences a written notice:

2.1 advising of the conflict of interest;

2.2 explaining the nature of the conflict of interest; and

2.3 detailing, if the nature of the conflict of interest involves a Councillor's relationship with or a gift from another person, the:

(a) name of the other person;

(b) nature of the relationship with that other person or the date of receipt, value and type of gift received from the other person; and

(c) nature of that other person's interest in the matter, and then immediately before the matter is considered at the meeting announcing to those present that he or she has a conflict of interest and that a written notice has been given to the Chief Executive Officer under this sub- Rule.

The Councillor must, in either event, leave the Council meeting immediately after giving the explanation or making the announcement (as the case may be) and not return to the meeting until after the matter has been disposed of.

Disclosures at councillor briefings (and other meetings)

Also under the Governance Rules,² a Councillor who has a conflict of interest in a matter being considered by a meeting held under the auspices of Council at which he or she is present must:

1. disclose that conflict of interest by explaining the nature of the conflict of interest to those present at the meeting immediately before the matter is considered;
2. absent himself or herself from any discussion of the matter; and
3. as soon as practicable after the meeting concludes provide to the Chief Executive Officer a written notice recording that the disclosure was made and accurately summarising the explanation given to those present at the meeting.

¹ Chapter 5,
Rule 3

² Chapter 5, Rule .

Councillor form to disclose conflicts of interest Name:

_____ Date:

_____ Meeting type:

- Briefing
- Meeting
- Other _____

Nature of the conflict of interest (describe):

- name of the other person (gift giver): _____
- nature of the relationship with that other person or the date of receipt, value and type of gift received from the other person: _____
- nature of that other person's interest in the matter: _____

If the nature of the conflict of interest involves a Councillor's relationship with or a gift from another person:

5. Confirmation of Minutes from previous Council Meetings

RECOMMENDATION

That Council confirm the following Minutes as a true and accurate record of the meeting:

5.1 Minutes from previous Council Meeting dated 15 September 2024.

5.2 Confidential Minutes from Council Meeting dated 15 September 2024



DRAFT COUNCIL MEETING MINUTES

Monday 16 September 2024

6:00pm

Meeting held in person

Town Hall, Maryborough, Hybrid and livestreamed on the internet.

MEMBERSHIP

Councillors:

Liesbeth Long (Mayor)

Grace La Vella

Geoff Lovett

Chris Meddows-Taylor

Gerard Murphy

Wayne Sproull

Anna de Villiers

Minutes to be confirmed at the Council Meeting scheduled for 22 October 2024

1. Commencement of Meeting and Welcome

The Mayor commenced the meeting at 6pm, welcoming all present, with an Acknowledgement of Country and the Council Prayer.

PRESENT:

Councillors:

Liesbeth Long (Mayor)

Grace La Vella

Geoff Lovett

Chris Meddows-Taylor

Gerard Murphy

Wayne Sproull

Officers:

Interim Chief Executive Officer Sally Jones

General Manager Community Wellbeing Emma Little

General Manager Assets Infrastructure and Planning Amber Ricks

General Manager Corporate Performance Mick Smith

Manager Governance Property and Risk Cecilia Connellan

1. Apologies

Anna de Villiers

2. Leaves of Absence

3. Conflicts of Interest

Item 12 - Interim Chief Executive Officer Sally Jones

4. Confirmation of Minutes from previous Council Meetings

--

RECOMMENDATION

That Council confirm the following Minutes as a true and accurate record of the meeting:

5.1 Minutes from previous Council Meeting dated 20 August 2024.

Moved: Cr La Vella

Seconded: Cr Meddows-Taylor

Carried

5. Minutes of Delegated and Advisory Committees

Nil

6. Petitions

Nil

8. Officer Reports

8.1 ANNUAL FINANCIAL AND PERFORMANCE STATEMENTS 2023/2024

SUMMARY/PURPOSE

The purpose of this report is to brief Councillors on the draft Financial and Performance Statements and Governance and Management Checklist for 2023-2024, to seek in-principal approval for the Statements.

The report to Council will also request for two Councillors on behalf of Council to certify the Statements in their final form.

MOTION

That council:

- 1) gives its approval in principle to the Annual Financial Report and Performance Statement for the 2023/2024 financial year.
- 2) Nominates and authorises two Councillors to certify the Financial and Performance Statements in their final form on behalf of, and with the full authority of the Council.

- 3) Due to administrative error reduce Cr La Vella cost by \$1045 and allocate to correct Councillors

Moved: Cr Murphy

Seconded: Cr Lovett

Carried

Crs who spoke to the motion: Cr Murphy

Revisit this motion:

MOTION

That council:

- 1) Nominates and authorises the Mayor Cr Long and Cr Murphy to certify the Financial and Performance Statements in their final form on behalf of, and with the full authority of the Council.

Moved: Cr Murphy

Seconded: Cr La Vella

Carried

8.2 CARISBROOK INDEPENDENT LEVEE REVIEW UPDATE

SUMMARY/PURPOSE

The purpose of this report is to recommend that Council receives the Carisbrook Independent Levee Review report prepared by Mr Fred Spain of NSW Public works and notes the DRAFT Carisbrook Levee Review Implementation Plan.

This report also recommends that Council acknowledge the commitment and contributions made by community members of the Carisbrook Levee Review Reference Group, supports the implementation of short-term actions in the DRAFT Carisbrook Levee Review Implementation Plan, and that further consultation with key technical experts and partner agencies is undertaken by Mr Fred Spain to finalise the Independent Review.

MOTION

That Council:

1. receives the report prepared by Mr Fred Spain of NSW Public Works;
2. acknowledges the commitment and contributions made by community members of the Carisbrook Levee Review Reference Group;
3. notes the DRAFT Carisbrook Levee Review Implementation Plan;
4. supports officers to partner with the community and relevant agencies to commence implementation of the short-term actions in the DRAFT Carisbrook Levee Review Implementation Plan;
5. notes that Entura and the Department of Environment, Energy, Climate Action were not interviewed as part of the independent review process,
6. notes that Entura, Water Technology, the North Central Catchment Management Authority and the Department of Environment, Energy and Climate Action were not provided with the opportunity to respond to the assumptions and findings of the report prior to it being publicised;
7. supports officers to instruct Mr Fred Spain of NSW Public Works to put the assumptions and recommendations in the report to Entura, Water Technology, the North Central Catchment Management Authority and the Department of Environment, Energy and Climate Action for response and to make any necessary updates to the report as a result of that consultation; and
8. Supports officers to instruct Mr Fred Spain of NSW Public Works to update the report to directly address the key questions of the Reference Group in the original scope of the review.

Moved: Cr Sproull

Seconded: Cr Meddows-Taylors

Carried

Crs who spoke to the motion: Cr Sproull, Cr Meddows-Taylors, Cr Lovett,
**8.3 CENTRAL GOLDFIELDS LOCAL AREA ACTION PLAN - A SUB-PLAN OF
 THE BENDIGO REGIONAL TOURISM DESTINATION MANAGEMENT PLAN**

SUMMARY/PURPOSE

The purpose of this report is to provide Council with the results from the public consultation process undertaken for the Central Goldfields Local Area Action Plan (LAAP) which is a sub- plan of the Bendigo Regional Tourism Destination Management Plan, and to present the LAAP for endorsement.

MOTION

That Council:

- 1) notes the results of the public consultation process for the Central Goldfields Local Area Action Plan
- 2) Endorses the Central Goldfields Local Area Action Plan - a sub plan of the Bendigo Regional Tourism Destination Management Plan

Moved: Cr Meddows-Taylor

Seconded: Cr La Vella

Carried

Crs who spoke to the motion: Cr Meddows-Taylor, Cr La Vella

8.4 Central Goldfields Events Strategy 2024-2028

SUMMARY/PURPOSE

The purpose of this report is to provide Council with the results from public consultation process undertaken for the draft Central Goldfields Events Strategy (2024-2028) and to provide the final Strategy for adoption.

MOTION

That Council;

- 1) notes the submissions received during the consultation period
- 2) Adopts the Central Goldfields Events Strategy (2024-2028)

Moved: Cr La Vella

Seconded: Cr Meddows-Taylor

Carried

Crs who spoke to the motion: Cr La Valla, Cr Meddows-Taylor,

8.5 COMMUNITY GRANTS PROGRAM

SUMMARY/PURPOSE

The purpose of this report is to provide Council with a summary of the 2024-2025 Community Grants Program and to present a recommendation for recipient awarding of grant funding.

MOTION

That Council approves the recommendations for the awarding of funds for the 2024-2025 Community Grants Program.

Moved: Cr Lovett

Seconded: Cr Sproull

Carried

Crs who spoke to the motion: Cr Lovett, Cr Sproull, Cr Meddows-Taylor

8.6 CENTRAL GOLDFIELDS FOOD SYSTEMS ROADMAP

SUMMARY/PURPOSE

The purpose of this report is to seek Council's endorsement of the final version of the Central Goldfields Food Systems Roadmap.

MOTION

That Council endorse the final version of the Central Goldfields Food Systems Roadmap.

Moved: Cr Sproull

Seconded: Cr La Vella

Carried

Crs who spoke to the motion: Cr Sproull, Cr La Vella,

8.7 GROWING REGIONS FUND - ROUND TWO DELEDIO RECREATION RESERVE PAVILLION PROJECT.

SUMMARY/PURPOSE

The purpose of this report is to recommend that Council support an application to the Federal Governments' Growing Regions Fund Round Two for the Deledio Recreation Reserve Pavilion project.

MOTION

That Council:

1. Supports an application to the Federal Governments' Growing Regions - Round Two fund for the Deledio Recreation Reserve Pavilion project, and
2. Commits a co-contribution of \$500K in future borrowings as supported in the adopted 2024/25 Annual Budget.

Moved: Cr Meddows-Taylor

Seconded: Cr Lovett

Carried

Crs who spoke to the motion: Cr Meddows-Taylor, Cr Lovett, Cr Long

8.8 MARYBOROUGH LEARNING HUB - REGIONAL UNIVERSITY STUDY HUBS APPLICATION

SUMMARY/PURPOSE

The purpose of this report is to seek Council endorsement for an application to the recently opened 2024 application round of the Federal Government's Regional University Study Hubs (RUSH) program.

Carried

MOTION

That Council endorse the submission of an application to the Federal Government's Regional University Study Hubs (RUSH) program for funding to establish and operate a Maryborough Learning Hub.

Moved: Cr Sproull

Seconded: Cr La Vella

Carried

Crs who spoke to the motion: Cr Sproull, Cr La Vella, Cr Meddows-Taylor

8.9 CENTRAL GOLDFIELDS SHIRE COUNCIL REFLECT RECONCILIATION ACTION PLAN 2024-2025

SUMMARY/PURPOSE

The purpose of this report is to present the 'Reflect' Reconciliation Action Plan (RAP) for consideration of adoption.

MOTION

That Council adopts the Central Goldfields Shire Council Reflect Reconciliation Action Plan 2024-2025.

Moved: Cr Sproull

Seconded: Cr Meddows-Taylor

Carried

Crs who spoke to the motion: Cr Sproull, Cr Meddow-Taylor

8.10 Annual Action Plan 2024/2025

SUMMARY/PURPOSE

The purpose of this report is to present Council with the final Draft Council Plan Annual Action Plan 2024-25 for endorsement.

MOTION

That council adopt the Council Plan Annual Action Plan 2024-25

Moved: Cr La Vella
Seconded: Cr Meddows-Taylor

Carried

Crs who spoke to the motion: Cr La Vella, Cr Meddows-Taylor, Cr Sproull,

8.11 S5 INSTRUMENT OF DELEGATION FROM COUNCIL TO CEO UPDATE

SUMMARY/PURPOSE

The purpose of this report is to recommend to Council that the updated S5 Instrument of Delegation under which Council delegates its powers under various Acts to the CEO, be adopted.

MOTION

In the exercise of the power conferred by s 11(1)(b) of the *Local Government Act 2020* (the Act), Central Goldfields Shire Council (Council) resolves that:

1. there be delegated to the person holding the position, or acting in or performing the duties, of Chief Executive Officer the powers, duties and functions set out in the attached *Instrument of Delegation to the Chief Executive Officer*, subject to the conditions and limitations specified in that Instrument;
2. the instrument comes into force immediately upon this resolution being made and is to be signed by the Council's Chief Executive Officer and the Mayor;
3. on the coming into force of the instrument all previous delegations to the Chief Executive Officer are revoked; and
4. the duties and functions set out in the instrument must be performed, and the powers set out in the instruments must be executed, in accordance with any guidelines or policies of Council that it may from time to time adopt.

Moved: Cr Lovett
Seconded: Cr Murphy

Carried

Crs who spoke to the motion: Cr Lovett

8.12 RISK MANAGEMENT POLICY REVIEW

SUMMARY/PURPOSE

The purpose of this report is to provide Council with the reviewed, updated draft of the Risk Management Policy and feedback received from community consultation.

The purpose of updating and reviewing Policies within the specified timeframe is to ensure Council is current with their Policies and Procedures and remains in compliance and up to date with the Local Government Act 2020 and legislative requirements.

MOTION

That Council adopt the Risk Management Policy.

Moved: Cr Murphy

Seconded: Cr La Vella

Carried

Crs who spoke to the motion: Cr Murphy,

Council Reports and General Business

Notices of Motion

10.1 NOTICE OF MOTION, NUMBER 14- CR CHRIS MEDDOWS TAYLOR

Commonwealth Housing Support Program

The following motion was received as a notice of motion in accordance with Central Goldfields Shire Council Governance Rules: S23 *Councillors May Propose Notices of Motion* and S24 *Notice of Motion*.

MOTION

That Council;
10.1.1 Note that;

10.1.1.1 The Australian Government's \$1.5 billion Housing Support Program (HSP) is one of a range of measures designed to help achieve the National Housing Accord's target of building

1.2 million new, well-located homes over 5 years from 1 July 2024;

10.1.1.2 In this context local government councils are critical partners in achieving additional housing goals, and in the case of this Council note that housing development is a key element in Council plans and strategies;

10.1.1.3 Accordingly, the opportunity to apply for enabling infrastructure grants of up to \$45 million is especially welcome;

10.1.1.4 This significant opportunity presented in the recent round was however, limited by a tight application deadline and delivery and completion timeframe, which restricted the ability to develop some broader proposals where partnerships were involved requiring longer lead times both for submissions of applications and a delivery and completion timeframes - a town sewerage scheme is an example of this.

10.1.1.5 The substantial national housing shortage challenges are likely to take many years to resolve;

10.1.1.6 There is a real need for these grants offered to local government councils through the Commonwealth Housing Support Program to continue for a number of years with broadened application and implementation and delivery timeframes to enable high value projects which are more complex to be submitted and considered;

10.1.1.7 Ideally state housing support grant programs would be aligned with Commonwealth offerings to maximise the effective partnership of the three levels of government working together to deliver important and much needed additional housing - an opportunity which would lend itself to consideration by National Cabinet.

10.1.2 resolve to write to the Commonwealth Minister for Housing The Hon Clare O'Neil MP accordingly with copies to:

10.1.2.1 Commonwealth Minister for Infrastructure, Transport and Regional Development, The Hon Catherine King MP

10.1.2.2 The Federal Member for the Mallee, Dr Anne Webster MP

10.1.2.3 The Victorian Minister for Housing, The Hon Harriet Shing MP

10.1.2.4 The Victorian Minister for Regional Development, The Hon Gayle Tierney MP

10.1.2.5 The Victorian Member for Ripon, Martha Haylett MP.

10.1.3 Seek engagement and enrolment of the appropriate peak local government bodies in support of this.

Moved: Cr Meddows-Taylor
Seconded: Cr Murphy

Carried

Crs who spoke to the motion: Cr Meddows-Taylor, Cr Murphy,

10.2 NOTICE OF MOTION, NUMBER 15 - CR LOVETT

Installation of Commemorative Brass Plaques at Maryborough Town Hall.

The following motion was received as a notice of motion in accordance with Central Goldfields Shire Council Governance Rules: S23 *Councillors May Propose Notices of Motion* and S24 *Notice of Motion*.

MOTION

That two brass plaques be placed at the entrance to the Maryborough Town Hall.

- 1) To commemorate the 150th Anniversary of the naming of Maryborough, 10th July 2004
- 2) To commemorate the 150 Anniversary of the proclamation of the Borough of Maryborough, 31st March 2007

Each Plaque to record the names of the five sitting Councillors

Moved: Cr Lovett
Seconded: Cr La Vella

Carried

Crs who spoke to the motion: Cr Lovett

Urgent Business

Nil

Confidential Business

MOTION

That Council Close the meeting to the public in accordance with section 3(f)(h) and 66(2)(a) of the Local Government Act 2020 to consider confidential information.

Moved: Cr Meddows-Taylor

Seconded: Cr La Vella

Carried

MOTION

That Council reopen the meeting to the public in accordance with section 3(f)(h) and 66(2)(a) of the Local Government Act 2020 to consider confidential information.

Moved: Cr Meddows-Taylor

Seconded: Cr La Vella

Carried

Meeting Closed

The meeting closed at 7.37PM

6. Minutes of Delegated and Advisory Committees

Nil

7. Petitions

Nil

8. Officer Reports

8.1 CENTRAL GOLDFIELDS SHIRE COUNCIL 2023-2024 ANNUAL REPORT

Author: Chief Executive Officer

Responsible Officer: Chief Executive Officer

The Officer presenting this report, having made enquiries with relevant members of staff, reports that no disclosable interests have been raised in relation to this report.

SUMMARY/PURPOSE

This report presents Council with the Central Goldfields Shire Council 2023-2024 Annual Report following the in-principal adoption of the Financial and Performance Statements at the 16 September 2024 meeting.

RECOMMENDATION

That Council:

1. adopt the Annual Report 2023-24
2. Notes the Annual Report 2023-24 has been prepared in accordance with the Local Government Act 2020.

LEGISLATION AND POLICY CONTEXT

Central Goldfields Shire Council's Council Plan 2021-2025 - Leading Change

The Community's vision 4. Good planning, governance, and service delivery

Section 98 of the Local Government Act 2020 requires Council to prepare an annual report in respect of each financial year.

An annual report must contain the following—

- a. a report of operations of the Council;
- b. an audited performance statement;
- c. audited financial statements;
- d. a copy of the auditor's report on the performance statement;
- e. a copy of the auditor's report on the financial statements under Part 3 of the Audit Act 1994;
- f. any other matters prescribed by the regulations.

Section 100 - Meeting to consider annual report states that:

1. For the purposes of section 18(1)(d), the Mayor must report on the implementation of the Council Plan by presenting the annual report at a Council meeting open to the public.
2. The Council meeting must be held—
 - a. in the year of a general election, on a day not later than the day before election day;
and
 - b. in any other year, within 4 months of the end of the financial year

The Annual Report has been prepared in accordance with the Council Election Period Policy as required by s69 of the Local Government Act 2020.

BACKGROUND INFORMATION

Council must prepare and endorse an Annual Report every financial year in accordance with the *Local Government Act 2020* and the *Local Government (Planning and Reporting) Regulations 2020*.

REPORT

The 2023-2024 Annual Report provides an overview of Council's operations and achievements for the year, including a summary of activity for each of the four Council Plan strategic objectives - Our Community's Wellbeing, Our Growing Economy, Our Spaces and Places and Leading Change.

The report also contains the financial statements, the performance statement which were adopted in principle by Council at the Ordinary Meeting of Council on 16 September 2024.

At the time of writing this report Council officers were still awaiting the final audit opinions for both statements, with verbal clearance provided.

The current version of the Annual Report will have the opinion added in the pages currently left blank to complete the report.

CONSULTATION/COMMUNICATION

Once adopted, the Annual Report will be made available to the community via Council's website and promoted through Council's communication platforms.

FINANCIAL & RESOURCE IMPLICATIONS

The cost of producing the Annual Report is provided for annually in the Council Budget.

RISK MANAGEMENT

This report addresses Council's strategic risk Legislative compliance - Failure to manage our compliance with relevant legislative requirements. By producing the Annual Report within the timeline stipulated Council meeting requirements mentioned above in the Act. The Report has also been produced with reference to the regulations.

CONCLUSION

The 2023-2024 Annual Report is being presented for Council's consideration and has been prepared in accordance with the requirements of the Local Government Act 2020 and the Local Government (Planning and Reporting) Regulations 2020.

ATTACHMENTS

8.1.1 CGSC 2023-2024 Annual Report Final Draft



Central Goldfields Shire Council

Annual Report
2023 – 2024





Acknowledgement of Traditional Owners

Central Goldfields Shire Council acknowledges and extends appreciation for the Dja Dja Wurrung People, the Traditional Owners of the land that we are on. We pay our respects to leaders and Elders past, present and emerging for they hold the memories, the traditions, the culture and the hopes of all Dja Dja Wurrung People. We express our gratitude in the sharing of this land, our sorrow for the personal, spiritual and cultural costs of that sharing and our hope that we may walk forward together in harmony and in the spirit of healing.



Central Goldfields Shire Council

Council Office: 22 Nolan Street, Maryborough VIC 3465
 Phone: 5461 0610
 Email: mail@cgoldshire.vic.gov.au
 Website: www.centralgoldfields.vic.gov.au

CONTENTS

About Council

- Welcome 2
- Vision, purpose, values 3
- Who we are 4
- Our people 5
- Quick statistics 6

Year in Review

- Interim Chief Executive Officer's message 8
- Highlights and challenges 10
- Advocacy 16
- Community Grants 18
- Financial snapshot 19
- Major capital works 20
- Major changes 23
- Our Council 24
- Our executive team 26
- Our workplace 28

Governance and other information

- Governance and other information 32
- Our performance 33
- Audit and Risk Committee Annual Report 34
- Statutory information 36
- Contracts 38
- Governance and management checklist 39
- Our services 40

Report of Operations

- Progress against Strategic Objectives and Initiatives 42
- Service performance indicators 53

Financial Statements

- Financial Report 62

Performance Statement

- Certification of the Performance Statement 117
- Victorian Auditor – General's Office Audit Report 118
- Section 1 – Description of municipality 120
- Section 2 – Service performance indicators 121
- Section 3 – Financial performance indicators 124
- Section 4 – Sustainable capacity indicators 128
- Section 5 – Notes to the accounts 130

WELCOME

The Central Goldfields Shire Council Annual Report 2023–2024 has been prepared in accordance with the requirements and guidelines of the Local Government Act 2020 and the Local Government Performance Reporting Framework.

It provides our community with a comprehensive report of our operations, achievements and challenges throughout the year.

It also provides in detail our performance during the 2023–2024 financial year against the Council Plan 2021–2025 and the Annual Budget.

Need a copy?

The Central Goldfields Shire Council Annual Report 2023–2024 is available online at www.centralgoldfields.vic.gov.au

Feedback

We welcome feedback on the Annual Report 2023–2024.

For more information, or to provide feedback, contact our Customer Service team on 5461 0610 or email mail@cgoldshire.vic.gov.au

VISION, PURPOSE, VALUES

COMMUNITY VISION STATEMENT

In 2031, we are an inspiring, thriving and prosperous community of choice, we've taken bold steps towards growing our economy and our community is full of optimism and opportunities.

We are kind, connected and inclusive and we nurture creativity, leadership and innovation. We value and invest in our young people and our health and wellbeing is high.

We live sustainably, cherish and protect our environment and heritage and we have access to outstanding jobs, education, health, community services, infrastructure, and affordable housing.

Council's Vision, Purpose and Values

Our Vision

To be an engaged, flourishing, lively and inclusive community.

Our Purpose

To seek, capture and develop opportunities to make our Shire a place of choice to live, work, visit and enjoy.

Our Values

- Focus on imperatives and goals
- Value aspiration and achievement
- Encourage innovation and lifelong learning
- Embrace value-added teamwork and partnerships
- Utilise our diversity to find better solutions



WHO WE ARE

OUR TOWNS

61% of the population live in Maryborough with the remaining population living in the surrounding townships of Carisbrook, Dunolly, Talbot, Majorca and Bealiba as well as surrounding farming districts.

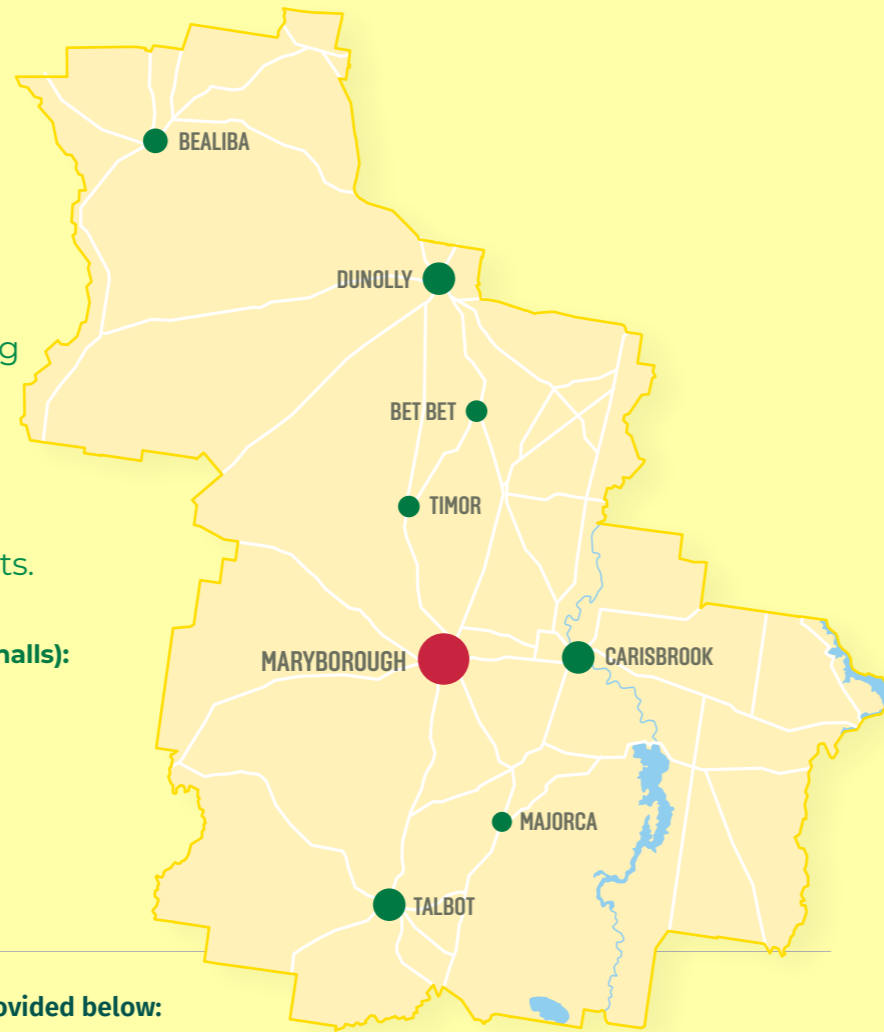
Each township is characterised by a unique vision, culture and interests.

Our Townships:

- Maryborough
- Carisbrook
- Dunolly
- Talbot
- Majorca
- Bealiba

Our localities (with community halls):

- Adelaide Lead
- Bowenvale/Timor
- Betley
- Daisy Hill
- Majorca
- Moliagul
- Wareek



A breakdown of population by township is provided below:



Bealiba
213



Carisbrook
1,192



Dunolly
899



Majorca
198



Maryborough
8,160



Talbot
452

OUR PEOPLE




— Australian Bureau of Statistics Census 2021.

The Central Goldfields Shire is home to **13,483 people**

61% of the population live in Maryborough

An area of **1,532** square kilometres



Median age: **52 years**

- 14.6% of the population are aged up to 14 years
- 30.7% of the population are aged 65 and over

Employment:
48.5% employed full time
36.8% employed part-time



89.7% of our population speak English at home

2% speak Filipino, Nepali, Mandarin, Tagalog or Greek



82.3% of our community is born in Australia

2.3% of our population (304 people) are Aboriginal/Torres Strait Islander people

The main birthplaces outside Australia were:

- 3.4%** England
- 0.8%** New Zealand
- 0.6%** Netherlands
- 0.6%** Philippines
- 0.4%** Scotland

<https://abs.gov.au/census/find-census-data/quickstats/2021/LGA21670>

QUICK STATISTICS



Central Goldfields Visitor Centre

- 71 tourism contacts per day on average
- 25,137 tourism contacts, including emails and phone calls
- 18,019 in-person visits to Visitor Centre
Of these 24% were local, 26% were from Melbourne, 33% from Regional Victoria, 15% from interstate, and 2% from overseas.



Immunisation

- 2,049 vaccines administered
- 341 adolescent vaccines administered through schools program
- 697 private vaccines administered (vaccines not included on National Immunisation Program)
- 11 workplaces participated in annual influenza program with 450 vaccines administered



Compliance

- 235 dogs and 216 cats were processed through the pound, maintaining appropriate animal management practices within the Shire
- 319 after hours calls
- 193 parking infringements issued
- 36 building permits received
- 25 building permits issued
- 51 property enquiries



Library

- 42,023 visits to Maryborough, Dunolly and Outreach service
- 48,652 loans
- 233 children's programming sessions
- 2,435 children's programming participants
- 28 school holiday sessions
- 622 school holiday program participants
- 409 Instagram followers
- 1,382 Facebook followers



Central Goldfields Art Gallery

- 6,550 visitors to the Gallery
- 14 exhibitions presented, including the work of 47 contemporary/living visual artists
- 65 education and public programs delivered
- 1,577 participants in our education and public programs
- 7,709 visitors to the Gallery website
- 961 subscribers to our e-newsletter



Maternal and Child Health

- 112 babies born
- 50 first time mothers
- 1,083 Key Age and Stage consultations conducted
- 94 family violence consultations conducted
- 424 children attended Maternal and Child Health at least once in the past year
- 95.5% of Aboriginal children aged 0 to 3.5 years old are participating in the Maternal and Child Health service



Environmental Health

- 145 annual inspections – food and non-food businesses, swimming pools, tobacco etc.
- 24 food samples tested
- 14 food complaints investigated
- 10 public swimming pool water samples tested
- 13 new business registrations
- 29 septic permit approvals
- 18 public health and wellbeing complaints investigated (wastewater, nuisance, smoke, odour, noise etc.)



Customer Service

- 18,971 calls – an average of 80 calls per day
- 6,592 visitors to our Customer Service Centre – an average of 30 enquiries per day

Council website

- 63,013 visits to the Council website
- 53% of users accessed the web on their mobile device, 44% on desktop computers and 3% on tablets
- 2/3 of users accessed the website through search engines, with about 10% being referred through social media links
- New engagement website went live 16 April 2024
- New Council website went live 25 June 2024



Kerbside waste and recycling

- 2,343 tonnes of waste collected (garbage)
- 1,156 tonnes of recycling
- 790 tonnes of organic waste



INTERIM CHIEF EXECUTIVE OFFICER'S MESSAGE

As Central Goldfields Shire Interim Chief Executive Officer, it's my pleasure to present the Annual Report 2023-2024.

Having only just joined the organisation on a temporary basis, I'm blown away at the breadth and volume of achievements an organisation of this size has achieved over the past 12 months.

It's wonderful to see years of advocacy and planning come to fruition with the delivery of a number of key community infrastructure projects.

We know sporting clubs are the heart of rural communities and so the completion of the Deledio Recreation Reserve multi-use courts in Dunolly were a highlight.

It's fantastic to see investment in our local swimming pool facilities – notably the upgrade to the 25-metre pool at the Maryborough Sports and Leisure Centre and the Octagonal Pool at the historic Maryborough Outdoor Pool complex.

The next stage of the Maryborough Railway Station Activation project was also delivered, which saw the Visitor Centre re-open in its new home – what an impressive space this is for visitors to our Shire.

During the 2023-2024 financial year significant progress was made on the Indigenous Interpretative Garden next to the Central Goldfields Art Gallery, new toilets at Rene Fox Gardens in Dunolly and the electrical upgrades at the Maryborough Town Hall.

Congratulations to everyone involved in the delivery of these projects – not only our Council staff, but the community groups and organisations who were involved from the very beginning through their advocacy efforts. It's wonderful to see what collaboration can deliver for small communities.

In reading this Annual Report, it's evident that advocacy is a strength of Central Goldfields Shire. Our Priority Projects Plan was updated in November, 2023. The Plan is essentially our investment invitation list as it outlines the projects we are committed to attracting investment for to facilitate long term sustainable growth for our Shire. In March, 2024 the organisation adopted its first Advocacy Strategy. It sits alongside the Priority Projects Plan and is aimed at improving services and infrastructure delivered by other levels of government.

The adoption of the Shire's first Financial Sustainability Strategy in June 2024 is also indicative of the organisation's ability to forward plan. Whilst still in a steady financial position, the difference between actual CPI and the rate cap is starting to have an impact and so the Strategy will help guide Council on how to best manage our resources for the long-term best interests of our community.

What an honour for the Shire to be chosen as the first regional location for Her Excellence the Honourable Margaret Gardner AC – Governor of Victoria since her inauguration. During her stay the Governor of Victoria visited various sites and locations – meeting the people, organisations and businesses that make our Shire such a wonderful place to work, live and visit.

An episode of Country House Hunters Australia also put the spotlight on our Shire and its many attributes.

Community partnerships were another highlight of the year.

Council joined forces with the Volunteer Stewarding Group on the delivery of our first Volunteer Forum. The Maryborough Careers Expo in March 2024 was made possible thanks to the support of a range of local businesses and organisations. The 31st Energy Breakthrough event saw Maryborough buzzing in November 2023 and would not be possible with the support of the 750 plus volunteers.

The Goldfields Community Festival and NAIDOC Week are other great examples of community working together to achieve great outcomes.

The 2023-2024 financial year had its challenges too. A storm event in February 2024 saw much destruction with fallen trees and limbs requiring an extensive clean-up effort by our Operations team.

Our Emergency Management coordination was put to the test in February 2024 when we opened a Relief Centre at Princes Park in response to the Pyrenees Shire fires. Often there can be a silver lining to challenging situations like this, and I've heard it was a fabulous example of how the organisation and the community banded together to support our neighbours in their time of need.

In summary, congratulations to everyone involved in such a successful 2023-2024 financial year.

I'd also like to acknowledge outgoing CEO Lucy Roffey for a dedicated six years of service. The achievements of this Annual Report were delivered under her leadership and so I congratulate her for her efforts.

Sally Jones
Interim Chief Executive Officer



On 2 July, 2024 Lucy Roffey resigned from her position of CEO.

On 31 July, 2024 Councillors appointed Sally Jones as Interim Chief Executive Officer.

Sally commenced as Interim CEO on Monday 2 September – and was the current CEO at the time of this Annual Report being finalised.

Sally brings with her 24 years of Local Government experience, most recently as the General Manager Community Strengthening at Kingston City Council.

Sally will be with Central Goldfields Shire for approximately nine months and will lead the organisation through a pivotal time – starting with the October Council Election, followed by overseeing the Councillor induction program and supporting the newly elected Council as they commence the task of appointing a new, permanent CEO in 2025.



HIGHLIGHTS AND CHALLENGES

July 2023

- Wartaka process held for Indigenous Interpretative Garden project
- Citizenship Ceremony held



- Australia Post commercial filmed in Talbot



- Parks and Gardens team celebrate National Tree Day with planting at Goldfields Family Centre



- Pavement upgrade completed at Carisbrook Transfer Station



July 2023

- Youth Council participate in Climate Action workshop



August 2023

- Upgraded Carisbrook Recreation Reserve officially opened



- Works to upgrade Derby Road traffic island carried out
- Flood works continue across Shire



- Gallery redevelopment wins Award for Excellence at Master Builders Excellence in Construction Awards

September 2023

- 2023 Community Grant program recipients announced



- New plantings at Princes Park in readiness for Energy Breakthrough



- Climate Action conversation held at Maryborough Education Centre



October 2023

- Healthy Loddon Campaspe host workshops at Skate and Scooter Park



- Mental Health teen training held as part of Live4Life program
- Gallery redevelopment wins Highly Commended award in the Large Project of the Year category at the Victorian Museums and Galleries Awards.



- Governor of Victoria Her Excellency Professor the Honourable Margaret Gardner AC visits Central Goldfields Shire for three day tour



- This Girl Can events held



HIGHLIGHTS AND CHALLENGES

November 2023

- Visitor Centre re-opens at upgraded space at Maryborough Railway Station



- 31st Energy Breakthrough held with 4,600 participants and their families visiting



- Councillor Liesbeth Long becomes Mayor
- Youth Fest event held



- Worsley Cottage upgrade completed
- Emergent exhibition opens at Central Goldfields Art Gallery



December 2023

- Outdoor Pool season opens



- 10 year review of Local Law begins
- Christmas decorations on display across Shire



- Roadside slashing program begins



- LOVE exhibition opens at Gallery



December 2023

- Youth Council visit Government House



January 2024

- Australia Day celebrations held throughout the Shire



- 2024 Australia Day awards announced
- Citizenship Ceremony held at Australia Day event in Maryborough



- Frost Avenue upgrade continues



February 2024

- Central Goldfields Shire features in TV series Country House Hunters



- Storm event causes significant damage across Shire



- Council opens Relief Centre at Princes Park in response to Pyrenees Shire fire



- Breaking ground ceremony held to mark commencement of Indigenous Interpretive Garden project



HIGHLIGHTS AND CHALLENGES

March 2024

- Concrete poured for new multi-use courts at Deledio Reserve in Dunolly



- Burns Street, Maryborough roadworks carried out



- Successful Maryborough Careers Expo held at Maryborough Railway Station



April 2024

- Volunteer Stewarding Group plan for community volunteering forum



April 2024

- New footpath constructed in Carisbrook



- Indoor Pool closes for upgrade



- Goldfields Community Festival a huge success
- Octagonal Pool rebuild takes shape



- ANZAC Day events held throughout Shire



May 2024

- New multi-use courts at Deledio Reserve officially opened



- National Volunteer Week event held to thank volunteers
- The Changing Face of Volunteering Forum held



June 2024

- Community joins together for NAIDOC Week celebration



June 2024

- State Government funding announced to activate creative space at Maryborough Railway Station



- New Central Goldfields Shire website launched
- Upgraded 25 metre pool at Maryborough Sports and Leisure Centre re-opens to public



- Community Bank Maryborough, Avoca & St Arnaud signs on again as Energy Breakthrough volunteer sponsor
- Dunolly, Carisbrook and Talbot town halls captured with 3D scans



- Carisbrook Levee independent review commences
- Second annual Pride Festival event held in Maryborough





ADVOCACY

Advocacy to other levels of government in the interests of our community is an essential and ongoing role of Council.

To strengthen these efforts, in March 2024, Council adopted its first Advocacy Strategy.

The Strategy focusses on advocacy for improved services and infrastructure delivered by other levels of Government.

Its purpose is different to our Priority Projects Plan which advocates for funding for projects delivered by Council.

In developing the Council Plan at the beginning of Council's term, the community and Councillors identified a number of key areas for advocacy.

They are:

Children and Families

Advocacy for continued investment in Go Goldfields to support the ongoing development of integrated community-led supports and service design for early years.

Jobs and Industry

Advocacy for funding to support a Learning Hub which can promote different educational pathways, such as university, vocational courses, and training to build employability skills.

Digital Connectivity

Ongoing advocacy to ensure upgraded internet in Dunolly and Talbot is well communicated to the community.

Continued advocacy for mobile and internet upgrades across the Shire.

Transport Connectivity

Ongoing advocacy for more train services during the week between Maryborough and Ballarat. Advocacy for timetable changes to improve links between services.

Affordable Housing

Advocacy and support for developer and community housing applications to State and Federal Government affordable housing funds.

During 2023-2024 Council advocated to State and Federal Government on a number of the priorities outlined both in our Priority Projects Plan and the Advocacy Strategy.

They included:

Children and Families – Advocacy for ongoing funding for Go Goldfields

Two-page advocacy document developed to support our advocacy efforts.

Meetings held with:

- Director Stronger Places Stronger People (Federal Program)
- Member for Ripon Martha Haylett MP
- RDV Regional Director
- Chief of Staff to State Government Minister for Children



Transport Connectivity

Meetings / discussions held with:

- Executive Director Intergovernmental Relations, Department of Transport
- Manager Regional Bus and Coach Service Planning, Department of Transport and Planning

Youth Council undertook a community survey on public transport in 2023 which will provide further evidence to support advocacy.

Greater Ballarat Alliance of Councils have confirmed funding from State Government to develop an integrated transport strategy and are advocating for more trains between Maryborough and Ballarat.



Digital connectivity

Successful outcome from applications to Connecting Victoria with Dunolly and Talbot internet infrastructure upgrade to be delivered in 2024.

Meetings held with Connecting Victoria Communications Director, and Opticomm (provider of internet infrastructure upgrade in Dunolly) to assist with community engagement to ensure that the community in Dunolly are properly informed of the opportunity that fibre to the home internet provides.



Affordable Housing

Letter to Minister for Housing regarding allocating a proportion of the \$1 billion housing fund to enabling infrastructure.

This would contribute to the implementation of Talbot Futures.

Raised at the following forums and discussions:

- Housing Forum chaired by Premier Jacinta Allen (when Deputy Premier)
- Regional Package Forum chaired by Harriet Shing MP
- MAV Loddon Campaspe Regional Meeting chaired by Cr Jennifer Anderson
- Minister for Infrastructure, Transport and Regional Development, Catherine King at GBAC launch re using NHIF for enabling infrastructure.

Meetings with developers, Haven Home Safe, Community Housing Ltd and local businesses to assess needs in Key Worker Housing and Affordable Housing.

Development of a Housing Needs Analysis underway to provide data and support for advocacy and grant applications.

Council officers also participate in a range of regional meetings and forums outlined in the Advocacy Plan.





FINANCIAL SNAPSHOT

IN BRIEF

Council recorded an operating deficit of \$5.5 million for the 2023–2024 financial year, a \$15.1 million variance on budget. The variance to budget is a result of a few items, notably;

Timing of Federal Assistance Grant

- The annual grant was budgeted based on the continued prepayment of the grant. The grant was not paid prior to June 30, 2024. Comparing year on year, the 2022-2023 accounts included 25% of the 2022-2023 allocation and 100% of the 2023-2024 allocation. The 2023-2024 year accounts only include the underpayment of the 2023-2024 allocation. In summary, prior year includes 125% grant allocation and 0% this year. The grant has now been paid in the period in which it relates.

Aged Care exit

- During 2023-2024, Central Goldfields Shire withdrew from providing Aged Care services. The impact of this decision resulted in recall of funding from prior years as well as redundancies paid to impacted staff. This is a one off cost to Council, and the benefit will be seen by way of reduced costs in the coming years.

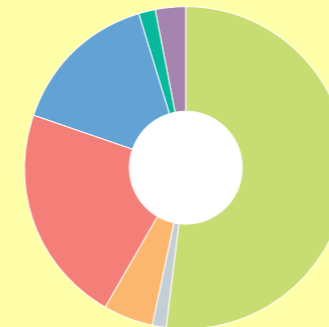
Other impacts to Council

- The combined impact of CPI increases, together with variances in tender submissions, both in terms of pricing and number of submissions has impacted Council's ability to delivery projects within budget
- As with the entire sector, Council has been impacted by the turnover of staff in key roles within the organisation. This has impacted the momentum and continuity of projects across Council. During the 2023-2024 year, a number of key roles were backfilled with contractors.

COMMUNITY GRANTS

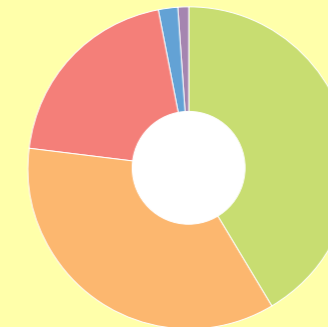
Nineteen local community groups shared in \$46,000 in funding with the 2023-2024 Community Grant allocated at the September, 2023 Council Meeting. The 2023-2024 Community Grants Program recipients are:

Name of the Organisation	Project title	Funding amount
Committee for Maryborough	Goldfields Community Festival	\$5,000
Dunolly & District Neighbourhood Centre Inc.	Dunolly Neighbourhood Centre Solar Panel Project (Climate Action category)	\$1,500
Maryborough Community Garden	Growing and sharing in a changing climate	\$1,480
The Welcome Record Inc.	Connect Dunolly	\$1,600
Maryborough Harness Racing Club Inc.	Redwood Carnival event plan	\$3,000
Maryborough Football Netball Club	Parquetry floor repairs and resurfacing	\$2,500
Dunolly & District Inc.	The Dunolly Gold Rush Festival	\$3,000
Zonta Club of Central Goldfields	Zonta Says No – toilet door signs	\$1,000
Maryborough Mens Shed Victoria Inc.	First aid training for Maryborough Men's Shed members	\$860
Talbot Action Inc.	Light Up Talbot Christmas Festival	\$3,500
Words in Winter Central Goldfields Inc.	Words in Winter Festival – a plan for the future	\$2,000
Maryborough District Girl Guides	Shade sail for the Maryborough Guide Hall	\$5,000
Maryborough Swimming Club	Maryborough Swimming Club new website	\$2,500
Carisbrook Football Netball Club	Activating new facilities	\$2,781
Maryborough Family History Group	Equipment upgrade	\$1,629
Castlemaine Maryborough Rail Trail	Walking the past glimpsing the future	\$2,000
Maryborough Giants Football and Netball Club	Recycling and fundraising and medical awareness	\$2,150
Pride Festival	Pride 24	\$3,000
Maryborough Senior Citizens Club	Solar electrical installation	\$1,500



Income breakdown

- Rates and charges **52%**
- Statutory fees and fines **1%**
- User fees **5%**
- Grants – operating **22%**
- Grants – capital **15%**
- Contributions – monetary **1%**
- Other income **3%**

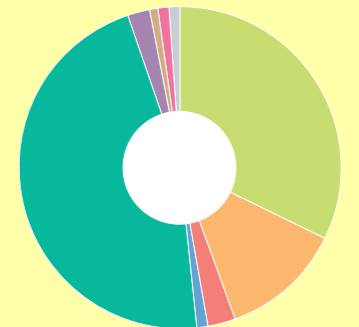


Expenses breakdown

- Employee costs **41%**
- Materials and services **35%**
- Depreciation **20%**
- Net Gain (or loss) on disposal of property, infrastructure, plant and equipment **2%**
- Other expenses **1%**

Council's major income stream for the 2023-2024 year was through rates and charges (52%). In previous years grant funding represented a larger proportion of income. So whilst Council applied the rate cap (3.5%), the biggest shift in income year on year was in fact in the reduction of grants received rather than a large increase in rates.

Employee costs make up 41% of total operating expenditure for 2023-2024, closely followed by materials and services at 35% (which encompasses contractors). Total expenditure for the financial year was \$39.1 million. This is a 7% increase on the prior year, resulting significantly from the items raised above (some offset by revenue).



Capital Works breakdown

- Land **32%**
- Buildings **12%**
- Plant & Machinery **3%**
- ICT devices & infrastructure **1%**
- Roads **46%**
- Footpaths and cycleways **2%**
- Drainage **1%**
- Kerb and channel **1%**
- Aerodromes **1%**

The capital works program delivered amounted to \$13.1 million for 2023-2024. The greatest spend for the year was in roads (\$6.1 million) including significant reconstruction of flood impacted roads. Land improvements included multiple swimming pool upgrades across the Shire and a major upgrade to the netball courts at Deledio Reserve in Dunolly.

MAJOR CAPITAL WORKS

During the 2023-2024 financial year the following upgrades were delivered:

Carisbrook Recreation Reserve

An official opening of the upgraded Carisbrook Recreation Reserve was held in August 2023.

The \$4.9 million upgrade was jointly funded by the Victorian Government and Council.

The project delivered an accessible and inclusive modern sporting facility and community hub for the growing population of Carisbrook and surrounding district.

The project also included delivery of a new bowls pavilion with publicly accessible toilets and a newly constructed competition grade netball court.



Maryborough Railway Station Activation

In November 2023 an official opening was held for stage two of the Maryborough Railway Station Activation Project.

The project transformed Maryborough Railway Station into a visitor and activity hub that will accommodate a mix of tourism, commercial transport and community uses.

Project elements included installation of digital infrastructure and interpretive experiences, extension of the café, visitor centre and co-working space, provision of a creative studio space, and minor landscaping works.

Stage Two of the project was jointly funded with \$1.8 million from the Victorian Government's Stronger Regional Communities Program and \$200,000 from Council.



Maryborough Sports and Leisure Centre

The 25-metre pool at the Maryborough Sports and Leisure Centre was upgraded with new tiles to ensure the pool can be enjoyed for many years to come.

The pool was closed between March and June 2024 in order for the project to be carried out.

The project was delivered thanks to funding through the Federal Government's Local Roads and Community Infrastructure program.



Indigenous Interpretative Garden

In April, 2024 a breaking ground ceremony was held at the site of the new Indigenous Interpretative Garden in Maryborough.

The ceremony was led by DJAARA and its enterprise DJANDAK and marked the commencement of the Indigenous Interpretative Garden project.

Jointly funded by the Victorian Government and Council, the Garden will sit alongside the Central Goldfields Art Gallery in the open space on the corner of Neill and Campbell Streets.

The Garden has been designed collaboratively with Djaara elders and artists through a Wartaka process.

The Garden is expected to be completed in August 2024.



Maryborough Outdoor Pool

A project to re-build the Octagonal Pool at the heritage-listed Maryborough Outdoor Pool complex commenced in September 2023 and was completed in June 2024.

The \$2 million project was funded by the Victorian Government and delivered by SJ Weir Ballarat Pty Ltd.

The project involved the construction of an entirely new pool shell, recovery of as many of the original tiles as possible and repairs to the concourse.

Council has worked closely with Heritage Victoria to ensure the significance of the complex is maintained.

In June, 2024 works commenced on the pavilion:

- New roof – along with new deeper box gutters to prevent leaks, new flashings, rainwater heads and downpipes
- Render repairs to the top and inner face of all the parapet walls – to stop moisture from leaking into the building and causing future damage. This work is being carried out by local specialist heritage trade – Craig Congues
- Removal of redundant services
- Asbestos removal from the building
- General carpentry and repair of various timber elements
- Ceiling repairs and painting

Council continues to advocate for the money needed to restore our heritage-listed Maryborough Outdoor Pool complex.



Deledio Recreation Reserve multi-use courts

In May 2024 an official opening was held to celebrate the completion of the new multi-use courts at Deledio Recreation Reserve.

The project was funded by the Victorian Government and Council, in partnership with the Dunolly Football Netball Club and the Deledio Recreation Reserve Committee of Management.

The project was funded with \$727,000 from the State Government through Sport and Recreation Victoria and \$242,000 from Council.

The project delivered two new courts at the reserve – one netball court and one tennis/multi-use court. Lighting, player shelter and bench seating, paths, landscaping, drinking fountain and fencing were also completed as part of the project.



Goldfields Dam Stabilisation Project

Council received \$930,000 in funding from the Victorian Government's Department of Energy, Environment and Climate Action (DEECA) to undertake repairs to the Goldfields Reservoir and ensure that it is adequately stabilised for years to come. The project is in response to a state-wide study conducted by DEECA which aimed to identify and address issues at recreational waterways. Council has been working with design engineers to develop appropriate options to remedy the bank of the Goldfields Reservoir. Once a preferred design option has been identified, construction works to stabilise the bank will be undertaken.

Road Renewal Projects

- Clunes – Mt Cameron Road (between Talbot – Mt Cameron and Mt Cameron – Glengower Roads) – funded through Federal Government's Roads to Recovery program
- Frost Avenue, Maryborough – funded through Federal Government's Roads to Recovery program
- Burns Street, Maryborough

New Footpaths

- Landrigan Road, Carisbrook
- Kars Street, Maryborough
- Main Street, Bealiba
- Burns Street, Maryborough

MAJOR CAPITAL WORKS

Worsley Cottage restoration

An upgrade to the much-loved community asset Worsley Cottage was completed in November, 2023.

Commencing in February 2023, the contractors – Provincial Constructions of Bendigo – carried out extensive repairs, which included reinforcing the foundations, straightening external walls, repairing stonework, installing additional drainage, replacing internal floors and repairing damaged plaster.

Council staff also painted the interior of the cottage, repaired damaged woodwork and painted the rear kitchen extension.

The \$319,143 project was jointly funded by Council – \$200,000 and the Federal Government’s Local Roads and Community Infrastructure Program – \$119,143.



Rene Fox Gardens – new toilets

The upgrade to the Rene Fox Gardens public toilet facilities commenced in June 2024

Council was granted Heritage Victoria approval for the project and the tender for the project was awarded to Masterson Builders.

The \$211,000 project is fully funded by Council and will deliver:

- upgraded disabled toilet to comply with current standards
- full refresh of the male and female toilets
- replacement of the existing roof
- replacement of the existing crushed rock with exposed aggregate throughout the Gardens to improve drainage around the toilets and the hall.

The project is expected to be completed by August 2024.




Maryborough Town Hall

In March, 2024 a project to replace and upgrade the electrical switchboards and emergency lighting systems at the Maryborough Town Hall commenced.

Some minor roof repairs are also being delivered as part of the project.

The \$539,639 project is being delivered by EPM&C Pty Ltd and is funded by the Federal Government’s Local Roads and Community Infrastructure Program.

To complement the project, officers are also working on a full audit of the building against the Building Code and Disability Discrimination Act and investigating Heritage Conservation elements to develop a short, medium and long-term strategy to bring the building up to contemporary standards.



MAJOR CHANGES

Electoral structure review

Central Goldfields Shire Council will move to a single-councillor ward structure for the 2024 Council Election.

The change is the result of the Victorian Electoral Commission (VEC) electoral structure review, which takes place every 12 years.

Currently, our municipality is divided into four wards with a total of seven Councillors – one ward with four Councillors (Maryborough Ward) and three wards with one Councillor each (Flynn, Paddys Ranges and Tullaroop).

The electoral structure will move to a single-councillor ward structure with a total of 7 councillors across 7 wards – with one councillor per ward.

The wards will be titled: Flynn Ward, Maryborough Central Ward, Maryborough East Ward, Maryborough North Ward, Maryborough West Ward, Paddys Ranges Ward, and Tullaroop Ward.

OUR COUNCIL

Central Goldfields Shire's Councillors for 2020-2024 were officially sworn in at a Council Meeting on Tuesday 17 November, 2020.

Councillor Liesbeth Long was voted in as Mayor at the Statutory Meeting in November 2023.



**Councillor (Mayor)
Liesbeth Long**
0429 108 007



**Councillor
Anna de Villiers**
0428 916 671



**Councillor
Chris Meddows-Taylor**
0428 951 279



**Councillor
Geoff Lovett**
0428 908 816



**Councillor
Grace La Vella**
0429 048 112



**Councillor
Gerard Murphy**
0428 923 546



**Councillor
Wayne Sproull**
0428 985 134



OUR EXECUTIVE TEAM 2023-2024



LUCY ROFFEY

Chief Executive Officer

Lucy Roffey is an executive leader, with financial and corporate skills combined with public, private and community expertise. She has demonstrated success in bringing strategy, leadership and transformation to organisations.

She is a Fellow of the Chartered Accountants Australia and New Zealand (FCA) and a Graduate of the Australian Company Directors (GAICD).

Her current roles and appointments include CEO of Central Goldfields Shire Council, Director of Coliban Water and Director of the Homes Victoria Advisory Committee.

Prior to working in Local Government, Lucy was a senior executive at the Australian Centre of the Moving Image, and worked in senior finance roles in the film industry in Australia and the UK.

Her move to the Local Government sector in 2009 in a small rural setting was inspired by her experience of living in a close-knit community in Canada, her love of the outdoors and the opportunities for her family to grow up in the country.

Lucy resigned from her role on 2 July, 2024 after six years of dedicated service.



EMMA LITTLE

General Manager Community Wellbeing

With more than 23 years' experience in Marketing, Management and Audience Development both overseas and here in Australia, Emma is an innovative and dynamic leader and has spent much of her career nurturing artistic vision and creating the strategy for its implementation.

Having spent the last 10 years in regional and remote communities across Western Australia, Tasmania and Victoria, Emma has provided high level strategic approaches to the promotion, development and support of tourism, education, and events as cultural catalysts for change.

With a double degree in Commerce and Arts, and as a member of the Australian Institute of Company Directors, Emma's focus is increasingly on a strengths-based approach – helping regional communities identify unique and sustainable social and economic drivers.

Emma joined Council in July 2020 as Manager Tourism, Events & Culture and commenced as General Manager Community Wellbeing in June 2022.

Highlights over this time include overseeing the redevelopment of the Central Goldfields Art Gallery, Visitors Centre at the Maryborough Railway Station and development of the Shire's first Indigenous Interpretive Garden. She has also managed Council's transition out of Home and Community Care and ensured the successful reinstatement of Energy Breakthrough in a post COVID environment.

Prior to joining Council, Emma spent 10 years in regional and remote communities across Western Australia, Tasmania and Victoria, providing high level strategic approaches to the promotion, development and support of tourism, education, and events as cultural catalysts for change.

Emma has a double degree in Commerce and Arts, and is a member of the Australian Institute of Company Directors



MICK SMITH

General Manager Corporate Performance

With more than 20 years' experience in Victorian Public Health Service Management, Mick has held senior roles at Barwon Health, Ballarat Health Services and more recently as Manager Finance at Central Highlands Water.

These roles lead large and diverse teams delivering a broad range of functions and services and through these experiences Mick has developed an understanding of the

political and social environment for public bodies and how to deliver outcomes and services in this context.

Holding a Bachelor of Commerce from Federation University, Mick is a Fellow of CPA Australia (FCPA) and a Graduate of the Australian Institute of Company Directors (GAICD).

Mick commenced on Monday 18 January 2021.



AMBER RICKS

General Manager Infrastructure Assets and Planning

Amber is an accomplished and dynamic leader with experience across broad portfolios in the local government sector. Amber's leadership philosophy is based on integrity, collaboration, developing meaningful partnerships and her customer-focused approach to achieving positive outcomes in regional communities.

Amber came to Central Goldfields Shire Council in July of 2022 as Manager Project Management Office, and more recently took up the role of Manager Project Services and Asset Management. She has spent that time successfully developing and leading the delivery of comprehensive capital programs and further uplifting project management capability within Council.

Prior to 2022, her time spent at both Buloke and Northern Grampians Shire Councils saw her successfully manage diverse portfolios encompassing major projects, operations and facilities management, aquatics and recreation, economic development, tourism and major events.

Amber holds professional certifications in Asset Management Planning and Strategic Management and Leadership. She is known for her versatile and proactive leadership style, her expertise in capital, organisational and strategic project delivery, and commitment to achieving sustainable outcomes in the communities she serves.

Amber commenced as General Manager Infrastructure Assets and Planning on Monday 24 June, 2024.

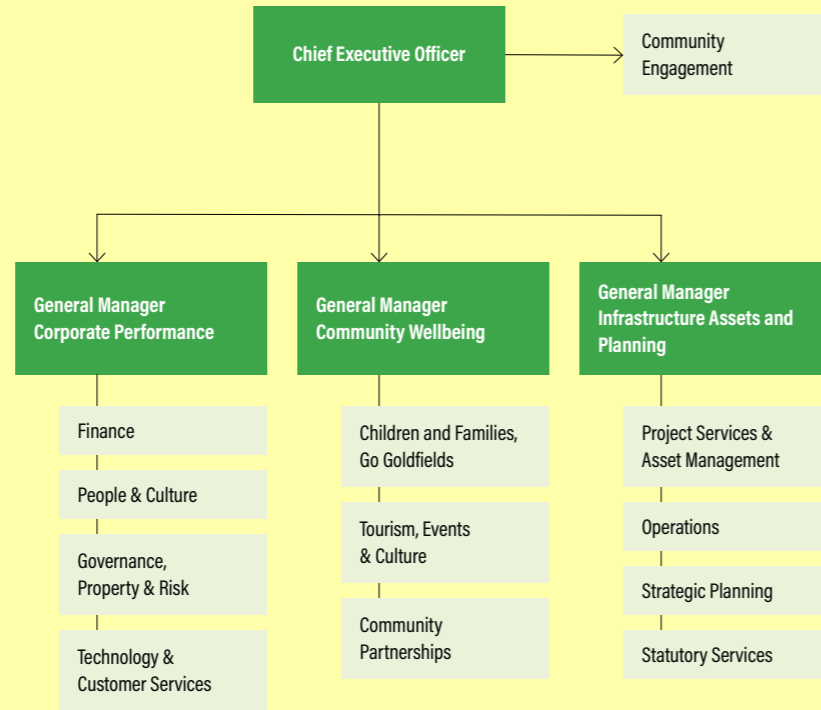


OUR WORKPLACE

Central Goldfields Shire has three directorates reporting to the Chief Executive Officer.

The directorates are: Corporate Performance, Community Wellbeing and Infrastructure Assets and Planning.

The Community Engagement team also report to the CEO.



A summary of the number of full time, part-time equivalent staff categorised by employment classification and gender:

Gender Categories:

- W = Woman
- M = Men
- X = Self Described Gender

	Band 1	Band 2	Band 3	Band 4	Band 5	Band 6	Band 7	Band 8	All Other	Total
Structure Clarification	FTE	FTE	FTE	FTE	FTE	FTE	FTE	FTE	FTE	FTE
Permanent Full Time – W	0.00	0.00	7.00	10.63	8.00	5.00	8.00	2.10	6.92	47.65
Permanent Full Time – M	0.00	0.00	23.67	8.00	2.00	3.05	10.00	3.00	2.00	51.72
Permanent Full Time – X	-	-	-	-	-	-	-	-	-	0.00
Permanent Part Time – W	2.05	0.99	12.79	8.07	8.42	4.95	2.37	1.76	3.30	44.69
Permanent Part Time – M	0.08	0.92	2.67	1.30	0.00	0.80	1.00	1.30	0.80	8.87
Permanent Part Time – X	-	-	-	-	-	-	-	-	-	0.00
Casual – W	0.21	0.41	2.66	0.03	0.42	0.00	0.00	0.00	1.09	4.82
Casual – M	0.24	0.00	0.05	0.00	0.00	0.00	0.00	0.00	0.21	0.50
Casual – X	-	-	-	-	-	-	-	-	-	0.00
TOTAL	2.57	2.32	48.84	28.02	18.84	13.81	21.37	8.16	14.33	158.26

Workforce Plan

In December 2021, we adopted a Workforce Strategy in alignment with the Local Government Act 2020. This Workforce Plan outlines our commitment to recruiting, retaining, and empowering our staff, volunteers, and contractors. Our goal is to ensure we have the necessary skills and expertise to effectively deliver services and achieve the objectives of the Council Plan.

The plan addresses critical risks associated with attracting and retaining talent, particularly in light of an ageing workforce and specific employment gaps in areas like planning, building, environmental health, and engineering. To tackle these challenges, the Workforce Plan includes an annual action plan that identifies risks and opportunities. This action plan is reviewed and updated each year to ensure its continued relevance and effectiveness.

Key actions from 2023-2024 include:

- Reconciliation Action Plan endorsed by Reconciliation Australia and adopted by Council.
- Corporate Plan developed and is progressing with all initiatives started and several completed (Wellbeing Program, Induction, Council website refresh, All staff forums).
- Gender Equity Action Plan – Council has a Gender Equity Action Plan approved by the Commissioner. Council’s Gender Equality Committee continue to progress and monitor achievements and work.
- Attraction and Retention Strategy – Draft has been socialised with Leadership team endorsement.

Enterprise Agreement

Council’s current Enterprise Agreement expires on June 30, 2024. Council has issued the Notice of Employee Representational Rights (NERR) with bargaining paused after commencing on 11 June, 2024.



OUR WORKPLACE



Service Recognition Awards

During the year we recognised our staff who had achieved service milestones with us:

Staff member	Eligible years of Service Award	Department
Infrastructure Assets and Planning Directorate:		
Wayne Pritchard	20	Operations
Mark Christie	20	Operations
Community Wellbeing Directorate:		
Ben Robertson	10	Tourism, Events & Culture
Trish Ipsen	15	Goldfields Family Centre/Early Years
Sarah Reeves	15	Goldfields Family Centre
Shaela Kennedy	15	Goldfields Family Centre
Andrea Maffescioni	15	Tourism, Events & Culture – Visitor Centre
Kerry Petersen	15	Library Services
Lola Cole	20	Goldfields Family Centre
Donna Madison	20	Goldfields Family Centre
CEO Directorate		
Sally Gray	25	CEO Directorate

Professional Development

Council continues to support people’s ongoing professional development. In the past year, Council have supported external professional development to the value of \$60,000 for attendance at Expert Conferences, LGPro Sessions / events and micro skills development sessions. We also support our staff to keep their certifications and accreditations current.

In addition to the above, Council have supported 15 people during 2023 – 2024 period to commence and or complete TAFE, University, Apprenticeships and Traineeships.

Gender Equality in the workplace

Council continues to promote gender equality in the workplace, and is actively progressing the initiatives outlined in our Gender Equity Action Plan; including undertaking gender impact assessments against three key documents.

Council submitted their first progress report against this plan to the GE Commissioner in February 2024. Initial findings confirm that there are more increased opportunities for women to participate or return to the workforce since our 2021 report, 99% of our workforce have flexible work arrangements and we have closed our gender pay gap: reporting -17.9% in 2021 to reporting a +1.2% in February 2024.

Equal Opportunity and Human Rights

Central Goldfields Shire is firmly committed to the principles of equal opportunity and actively works to ensure that all employment matters reflect these values. This commitment is supported by a range of policies, an inclusive staff induction program, and various training opportunities designed to promote awareness and understanding of equal opportunity principles.

To foster a workplace environment free from discrimination, harassment, and bullying, Council emphasises collaboration among all staff members. Leadership plays a crucial role in endorsing positive duty, reinforcing the expectation that everyone contributes to maintaining a respectful and inclusive workplace culture.

Additionally, the Central Goldfields Shire Council’s code of conduct mandates that all employees act in accordance with human rights legislation when making decisions. Staff involved in policy development are specifically required to familiarise themselves with the Human Rights Charter to ensure that their work aligns with these essential human rights principles. This comprehensive approach underscores Council’s commitment to creating a fair and equitable workplace for all.

Staff Communication

Quarterly meetings are held for all staff, with each directorate taking turns to lead the meetings. These meetings offer updates on projects, highlight organisational achievements, recognise staff contributions, and provide each directorate with the opportunity to showcase their work.

GOVERNANCE AND OTHER INFORMATION

Central Goldfields Shire Council is constituted under the *Local Government Act 2020* for the good governance of the municipal district and local community. Council has a number of roles including:

- Taking into account the diverse needs of the local community in decision making
- Providing leadership by establishing strategic objectives and monitoring achievement
- Ensuring that resources are managed in a responsible and accountable manner
- Fostering community cohesion and ensuring active participation in civic life

Council is committed to effective and sustainable forms of democratic and corporate governance. The community has opportunities to provide input into Council’s decision making processes as outlined in Council’s Community Engagement Policy.

Council’s formal decision making is conducted at council meetings and delegated committees. Council delegates decision making to Council staff in accordance with adopted Council policies.

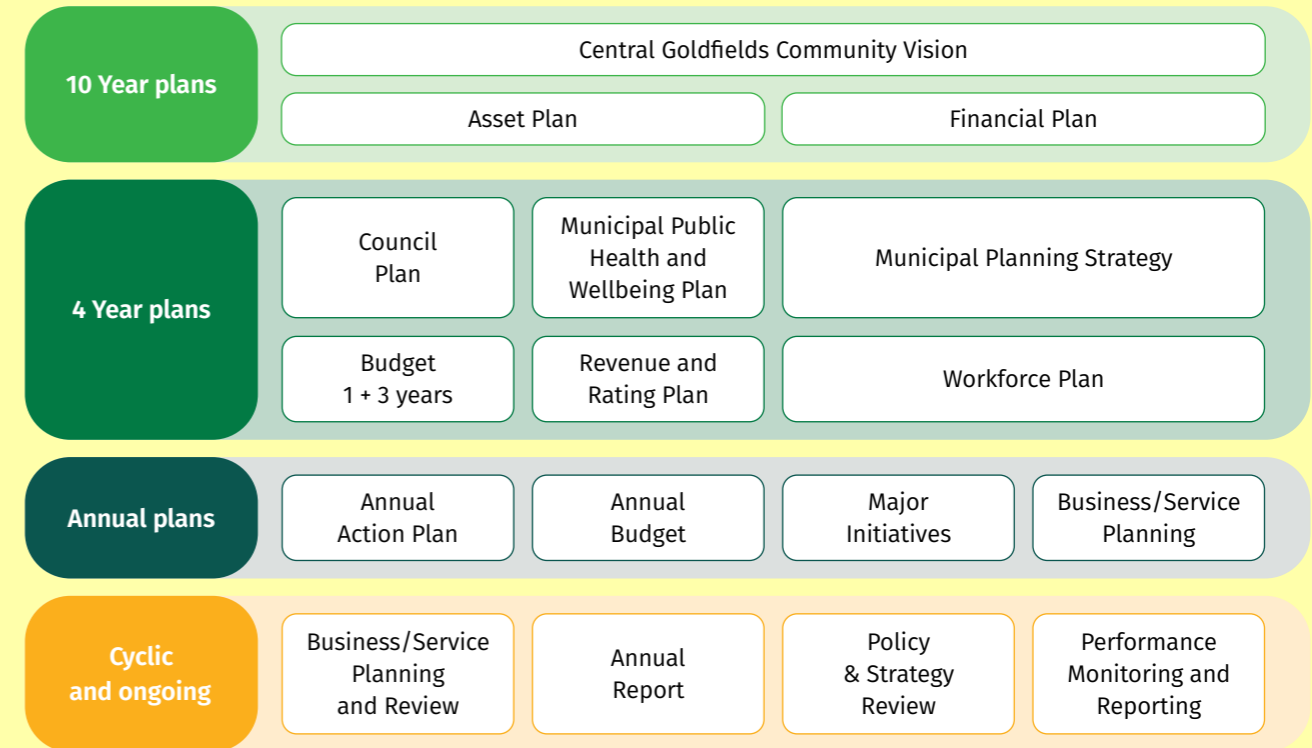
Councillor attendance at Council Meetings

	Meeting Type	Cr Meddows-Taylor	Cr De Villiers	Cr Lovett	Cr Murphy	Cr La Vella	Cr Long	Cr Sproull
25/07/2023	Ordinary	✓	✓	✗	✓	✓	✓	✗
22/08/2023	Ordinary	✓	✓	✓	✓	✓	✓	✓
26/09/2023	Ordinary	✓	✗	✓	✓	✓	✓	✓
24/10/2023	Ordinary	✗	✓	✓	✗	✓	✓	✓
31/10/2023	Special	✓	✓	✓	✓	✓	✓	✓
21/11/2023	Statutory	✓	✓	✓	✗	✓	✓	✓
28/11/2023	Ordinary	✓	✓	✓	✓	✓	✗	✗
19/12/2023	Ordinary	✓	✓	✗	✓	✓	✓	✓
23/01/2024	Ordinary	✓	✓	✓	✓	✓	✓	✗
27/02/2024	Ordinary	✓	✓	✓	✓	✓	✓	✓
26/03/2024	Ordinary	✓	✓	✓	✓	✓	✓	✓
23/04/2024	Ordinary	✗	✓	✓	✗	✓	✓	✓
28/05/2024	Ordinary	✓	✓	✓	✓	✓	✓	✓
25/06/2024	Ordinary	✓	✓	✓	✓	✓	✓	✓

OUR PERFORMANCE

Integrated Planning Framework

Part 4 of the Local Government Act requires councils to prepare a number of plans and performance reports as outlined below in our Integrated Planning Framework. Performance against these plans is reported through regular reporting at Council Meetings and through the Annual Report.



Community Vision and Council Plan

The development of a Council Plan is one of the most important tasks a Council needs to undertake every four years. Consistent with the Community Vision, it charts a way forward and directs Council’s focus and activities. Our Community Vision 2031 was developed in 2021 by a Community Advisory Group of 18 residents representing a cross-section of the community, using deliberative engagement processes.

The Community Vision developed by this group is “enjoying the exciting possibilities presented by a thriving and prosperous economy where everyone is valued and we have an opportunity to grow, prosper and thrive.” This informed the development of the Council Plan 2021–2024.

The Council Plan recognises that we have some key challenges, including entrenched disadvantage and vulnerability, which we need to address if we are to achieve the Community Vision.

To achieve the Community Vision the Council Plan identifies three key growth opportunities and four strategic objectives which will drive Council’s work to address these challenges:

Key growth opportunities

- Actively develop the Ballarat – Maryborough Growth Corridor
- Promote World Heritage Listing of the Central Goldfields region
- Champion the central location of the Central Goldfields Shire to advantage

Strategic objectives

1. Our Community’s Wellbeing
2. Our Growing Economy
3. Our Spaces and Places
4. Leading Change

AUDIT AND RISK COMMITTEE ANNUAL REPORT FOR THE 2023-2024 FINANCIAL YEAR

Audit and Risk Committee

The Central Goldfields Shire Council has an Audit and Risk Committee (the Committee) meeting the requirements of section 53 of the Local Government Act 2020 (the Act). The Committee operates pursuant to a Charter approved by Council.

Membership and attendance

The current Audit and Risk Committee Charter allows that Committee members may be reappointed for two additional three-year terms, subject to satisfactory performance.

John Watson's term as Chair and Independent Member of the committee was renewed for a final term to April 2026. Robert Tommasini was reappointed for final term to April 2025.

In September 2023, Richard Anio was appointed as an Independent Member for a term of three years to September 2026. At the 21 November 2023 Statutory Council Meeting, Cr Anna De Villiers replaced Cr Geoff Lovett as Councillor representative.

Current membership

- John Watson, Independent Chair
- Robert Tommasini, Independent Member
- Richard Anio (as of September 2023)
- Geoff Lovett, Councillor (until November 2023)
- Gerard Murphy, Councillor
- Anna De Villiers, Councillor (as of November 2023)

Although not mandatory under the Act, the Independent Audit and Risk Committee members completed personal interests returns:

Member	25 Sep 23	04 Dec 23	4 Mar 24	3 Jun 24
J Watson	✓	✓	✓	✓
R Tommasini	✓	✓	✓	✓
R Anio	N/A	✓	✓	✓
G Lovett	✓	N/A	N/A	N/A
G Murphy	✓	✓	✓	✓
A De Villiers	N/A	✓	✓	✓

Matters considered

This Audit and Risk Committee considers a range of matters, according to its Charter and Annual Work Plan.

These items are listed on the agenda and include the following:

- Chief Executive Officer's (CEO's) Report including updates on legal and regulatory compliance matters;
- Central Goldfields Shire Council Internal Audit Progress Report (provided by AFS Chartered Accountants, Council's contracted internal auditor);
- Quarterly finance report;
- Strategic Risk Register
- Outstanding Audit Recommendations Register
- Defined Benefits Superannuation Scheme Update
- Local Government Act 2020 Implementation Update
- Management reports on a variety of matters such as Report of Operations, Risk Management
- Sector related agencies and integrity reports.

Additionally, the Committee has received reports on:

- VAGO Audit Certificates and Final Financials & Performance Report
- Council policies for review

and a range other matters relevant to continuous improvements to Council's processes, procedures and operations.

The Committee assessed and reviewed the annual Financial and Performance Statements for the 2023-2024 year and recommended to Council that the statements be agreed to in principle, signed and submitted to the Victorian Auditor-General.

The Committee provides a biannual report to Council outlining its activities, in accordance with the Act.

Members only discussion

At each meeting, the Committee sets aside time for a members only discussion if required. During the members only meeting the members can raise any matter without management or auditors being present. Members can also invite the CEO and or internal or external Auditors to join them to discuss matters without others being present.

Internal Audit Internal Auditors

AFS Chartered Accountants were contracted by Council to provide internal audit services until 31 October 2023. RSD Auditors were awarded the contract to provide internal audit services at the October 2023 Council Meeting.

Internal Audit Work Plan

The Committee approves a rolling three-year internal audit plan and monitors progress against the plan at each meeting.

Reports presented:

- Environmental Sustainability and Climate Change
- Customer Requests and Complaint Management
- 2023 Past Issues Review

Recommendations

Council maintains a register of outstanding actions of prior audit recommendations which is transferred into Pulse management software.

The objective of this register is to track the status of outstanding actions in order to ensure that all actions requested by various auditors are completed by the assigned action officers. Once an officer considers that an action has been completed it is marked as such.

Internal Auditors Performance Review

The Committee annually undertakes a review of the performance of the internal auditors.

Strategic Risk Register and Risk Management

The Committee receives regular reports on the status of the strategic risk register and the management of risk within the organisation.

The Committee has noted that a Risk Management Framework project commenced in 2023, with a consultant appointed to work with Council on developing an overarching risk management framework and risk registers.

Committee Charter

The Committee is governed by the Audit and Risk Committee Charter adopted by Council as required by the Local Government Act. The Charter is reviewed by the Committee annually with advice provided to Council on any recommended changes.

Committee annual work plan

The Committee adopts an annual work plan setting out all the known matters it needs to consider at each of its quarterly meetings. The plan includes all the matters included in the Committee Charter together with matters under the Local Government Act and any other matter the Committee considers necessary. The Work Plan is reviewed at each meeting.

Annual self-assessment

The Committee undertakes an annual self-assessment, and the results are reported to Council by the CEO.

Review of Internal Audit Contract

The internal audit contract expired in October 2023 and Council undertook a competitive tender process to award a contract. RSD Auditors were awarded the contract at the October 2023 Council Meeting.

STATUTORY INFORMATION

Council is committed to ensuring that its decision-making processes are transparent and open so that the community is provided with an opportunity for meaningful engagement with Council and its decision-making processes.

The following information is provided in accordance with legislative and other requirements applying to council.

Documents available for public inspection

In accordance with regulation 10(k) of the Local Government (Planning and Reporting) Regulations 2020 the following are a summary of the information that is publicly available for the purposes of the Council's Public Transparency Policy adopted under section 57 of the Act and the ways in which that information can be accessed:

- A document containing details of overseas or interstate travel (other than interstate travel by land for less than three days) undertaken in an official capacity by a councillor or any member of Council staff in the previous 12 months, accessed by contacting our Customer Service team at 22 Nolan Street, Maryborough.
- Minutes of scheduled and unscheduled meetings held in the previous 12 months, other than those agendas and minutes relating to a part of a meeting which was closed to members of the public under section 66 of the Act, accessed through the Council website.
- Council's Governance Rules in accordance with section 60 of the Act, accessed through the Council website.
- A document containing details of all leases involving land which were entered into by the council as lessor, including the lessee and the terms and the value of the lease accessed by contacting our Customer Service at 22 Nolan Street, Maryborough.
- Council's Budget, Annual Report, Council Plan, Community Vision, and Public Transparency Policy accessed through the Council website.
- A list of donations and grants made by Council in the previous 12 months, including the names of persons who, or bodies which, have received a donation or grant and the amount of each donation or grant accessed by contacting our Customer Service team at 22 Nolan Street, Maryborough.

Road Management Act

- Ministerial Direction In accordance with section 22 of the Road Management Act 2004, a council must publish a copy or summary of any Ministerial direction in its annual report. No such Ministerial Directions were received by Council during the financial year.

Infrastructure and development contributions

In accordance with section 46GM and 46QD of the Planning and Environment Act 1987, a council that is a collecting or development agency must prepare and give a report to the Minister for Planning on infrastructure and development contributions including levies and works in kind. The report must be published in the Council's Annual Report. During 2023-2024 Council did not collect infrastructure and development contributions.

Domestic Animal Management Plan

In accordance with the Domestic Animals Act 1994 Section 68a, Council is required to prepare a Domestic Animal Management Plan at four yearly intervals and evaluate its implementation in the annual report.

Council adopted the Domestic Animal Management Plan 2021-2025 in December 2021.

During the 2023-2024 financial year Council has actively progressed actions with the Domestic Animal Management Plan, including working with community groups to increase pet rehoming rates, liaison with neighbouring shires to provide integration domestic animal management services, upgrades to the dog pound facility and scoping of upgrades to the Maryborough Dog Park.

Food Act

In accordance with section 7E of the Food Act 1984, Council is required to publish a summary of any Ministerial Directions received during the financial year in its Annual Report. No such Ministerial Directions were received by Council during the 2023-2024 financial year.

Freedom of information

In accordance with section 7(4AA)(a) and 7(4AA)(b) of the Freedom of Information Act 1982, Council is required to publish certain statements in their annual report or separately such as on its website concerning its functions and information available.

Council has chosen to publish the statements separately however provides the following summary of the application and operation of the Freedom of Information Act 1982.

Access to documents may be obtained through written request to the Freedom of Information officer as detailed in section 17 of the Freedom of Information Act 1982 and in summary as follows:

- it should be in writing (including email) and addressed to the Freedom of Information officer.
- it should identify as clearly as possible which document is being requested
- it should be accompanied by the appropriate application fee
- access charges may also apply once documents have been processed and a decision on access is made (e.g., photocopying and search and retrieval charges)

Further information regarding FOI can be found at www.foi.vic.gov.au and on Council's website.

Protected disclosure procedures

In accordance with section 69 of the Protected Disclosures Act 2012 a council must include in their Annual Report information about how to access the procedures established by the council under Part 9 of that Act. It is also required to provide certain information about the number and types of protected disclosures complaints investigated during the financial year.

The Protected Disclosure Act 2012 aims to ensure openness and accountability in government by encouraging people to disclose improper conduct within the public sector and provide protection for people who make disclosures. Procedures on how to make a disclosure are publicly available on Council's website. During the 2023-2024 financial year no disclosures were notified to Council officers appointed to receive disclosures, or to IBAC.

CONTRACTS

Council adopted a new Procurement Policy in accordance with section 108 of the Local Government Act 2020 on 23 August 2023.

As required under section 186 of the Local Government Act 1989, the following table details contracts Council entered into during the 2023-2024 financial year.

Each of the contacts were awarded:

- through a competitive process, which involved either a public tender or an expression of interest;
- with a value above \$150,000 inclusive of GST for goods and services; or,
- \$200,000 inclusive of GST for the provision of works.

Contract Number	Contract Name
G1722-22	Maryborough Octagonal pool replacement
G1872-2023	Provision of architectural and design services renewal of heritage town halls
G1775-23	Waste services – kerbside collection, acceptance and processing contract
G1816-23	Deledio Recreation Reserve netball courts redevelopment – works
G1825-23	Maryborough Town Hall Electrical and AV – works
G1886-2023	Trade Services – panel
G1856-2023	Provision of architectural and design services customer service and civic centre renewal
G1865-2023	Clunes-Mt Cameron Road, road reconstruction
G1881-2024	Provision of plumbing services – panel
G1883-2024	Provision of electrical services – panel
G1872-2023	Provision of architectural and design services renewal of heritage Town Hall
G1876-23	Rene Fox Memorial Garden public toilet upgrade
G1782-2023	Maryborough Sports and Leisure Centre pool retiling
G1825-23	Maryborough Town Hall Electrical and AV – works (from EOI 1787-23)
G1832-23	Provision of Statutory Planning services – panel
G1877-23	Transfer Station operation and management and ancillary services
G1882-2023	Annual supply, deliver and lay asphalt – panel
G1877-23	Transfer Station operation and management and ancillary services

During this same period Council entered into the following contracts without undertaking a competitive public process consisting of either a public tender or expression of interest:

- Asphalt reconstruction of Burns Street, Maryborough
- Central Goldfields Art Gallery Indigenous Interpretive Garden stage 2 & 3 – works
- 2023-2024 resealing works
- Flood recovery works package 4 – IRW road remediation and reconstruction
- Asbestos audit
- Architectural and design services – customer service and civic centre renewal
- Contract extension of waste transfer operation, management, and ancillary services (Veolia)
- Flood recovery works package 5
- 2023-2024 Gravel Road Re-sheet Program

GOVERNANCE AND MANAGEMENT CHECKLIST

Governance and management item	YES or NO	Date if YES	Comments
GC1 Community Engagement Policy	YES	23/02/2021	Community Engagement Policy adopted 23 February 2021.
GC2 Community engagement guidelines	NO		Council has not adopted guidelines, however, uses the guidelines provided by Rural Councils Victoria. Under Council's Communications and Engagement Strategy a community engagement toolkit has been produced.
GC3 Financial Plan	YES	26/10/2021	Long-Term Financial Plan was adopted by Council at the 26 October 2021 Council Meeting.
GC4 Asset Plan	YES	28/06/2022	The Asset Plan was adopted by Council at the 28 June 2022 Council Meeting.
GC5 Revenue and Rating Plan	YES	28/06/2022	The amended Rating and Revenue Plan was adopted by Council at the 28 June 2022 Council Meeting.
GC6 Annual Budget	YES	28/06/2022	The 2022-2023 Council Budget was adopted at the 28 June 2022 Council Meeting.
GC7 Risk Policy	YES	24/03/2020	Risk Management Policy adopted 24 March 2020.
GC8 Fraud Policy	YES	24/04/2018	Prevention of Fraud and Corruption Policy adopted 24 April 2018.
GC9 Municipal Emergency Management Plan	YES	15/09/2020	Northern Victorian Integrated Municipal Emergency Management Plan: Central Goldfields Shire adopted 15 September 2020.
GC10 Procurement Policy	YES	21/12/2021	Procurement Policy was updated and adopted by Council at the 21 December 2021 Council Meeting.
GC11 Business Continuity Plan	YES	29/10/2018	Business Continuity Plan adopted 29 October 2018.
GC12 Disaster Recovery Plan	YES	29/10/2018	Disaster Recovery Plan and the Business Continuity Plan are contained in the same document (adopted 29 October 2018).
GC13 Risk Management Framework	YES	24/03/2020	Risk Management Policy provides details of risk management framework. Adopted 4 March 2020. Strategic Risk Register and Risk Appetite Statement adopted by Council on the 22 February 2022.
GC14 Audit and Risk Committee	YES	28/07/2020	Committee established in accordance with section 139 of the Act Council Meeting 26 September 2017. Charter was reviewed, updated and subsequently adopted by Council on the 22 February 2022.
GC15 Internal audit	YES	30/10/2017	Internal Auditor engaged on the 30 October 2017, contract extended until 31 October 2023.

OUR SERVICES

We provide more than 35 services to the community. These services help our community through different phases of their lives and support the many and varied community groups across the shire.

These services help us in our vision – ‘To be an engaged, flourishing, lively and inclusive community’.

Children and Family Services – comprising Family Day Care, Long Day Care, Kindergartens, Immunisation and Go Goldfields

- Family Day Care – One contractor operating a family day care service at Avoca.
- Long Day Care – 67 place long day care service.
- Kindergarten – 33 place sessional kindergarten, offering 15 hours of 3 and 4 year old Kindergarten.
- Immunisation – Provides a range of vaccination options that are convenient and options for residents of our Shire most at risk of vaccine-preventable disease.
- Go Goldfields – A backbone team rooted in the community that provides strategic leadership, facilitates collaboration, and delivers evidence based programs and activities to enable every child in Central Goldfields to have every chance to grow up healthy, safe and confident.

Maternal and Child Health Services

Provides universal access to Maternal and Child Health services and enhanced support for families including ten key age and stage visits from birth to 3.5 years.

Library Services

Maryborough Regional Library has locations in Dunolly and Maryborough. It also has outreach services to Talbot Community Library and an outreach service to housebound patrons. The library service offers a diverse range of resources, services and programming accessible to the Central Goldfields Shire community as well as those outside the Shire. The library is owned and operated by Council.

Arts and Culture

Council's services to arts and culture are through the Central Goldfields Art Gallery, located in Maryborough. The Gallery features a diverse program of regularly changing exhibitions, including works from the permanent collection, curated exhibitions and touring exhibitions as well as educational and public programs.

Community Development

Partnering with individuals, community groups and community organisations to identify and support implementation of community priorities and activities.

Emergency Management

Ensures compliance and effective delivery of obligations under the Local Government Act, Emergency Management Act, and state plans and policies. Delivery of the Municipal Emergency Resources Program.

Recreation Services and Facilities Management

Provides recreation facilities and services which includes the provision of the Maryborough Sports and Leisure Centre and outdoor swimming pools, strategic support to sporting clubs and users, and support for active sporting facilities and open spaces.

Youth Services

Provides activities and programs through FReeZA, Engage!, L2P and Children & Young People First Project (CYPFP) – funded initiatives to enhance confidence, support safety, improve mental health and build resilience.

Compliance

Provides compliance and enforcement services to bring land use and development into compliance with the Planning and Environment Act and Central Goldfields Planning Scheme.

Environmental Health and Sustainability

Provides a range of environmental health and public health services, education and the enforcement of relevant state legislation. Sustainability actions include the delivery of the Climate Action Plan.

Local Laws

Enforcement and compliance of all Council local laws to ensure the management of domestic and livestock animals, protection of our built and natural environment and general amenity and general parking enforcement.

Economic Development

Provide economic development services to Council and community to effectively identify and pursue the Shire's competitive advantages to facilitate economic development and employment opportunities.

Tourism and Events

Attract, support, and ensure compliance of events that contribute to the visitor economy and community outcomes; deliver events including Australia Day and Citizenship Ceremonies. Support and promote volunteering for Council services and programs as well as across the community. Plan and provide strategic initiatives to strengthen local tourism, in line with local and regional priorities.

Energy Breakthrough

Energy Breakthrough is Council's largest annual event and is delivered in partnership with Country Education Partnership. The event attracts around 15,000 over the five-day event with over \$3.66 million injected into the local economy. The event supports participation of 3,500 students from around local, state and interstate schools.

Building Services

Provide building control services to administer and enforce the Building Act and building regulations.

Statutory Planning

Provides the full range of statutory planning services and administration of the Planning and Environment Act as it applies to all public and private land within the Shire.

Strategic Planning

Provides strategic land use planning to assess and manage future land uses, manage land use change and population and economic growth.

VicRoads Agency

Provides a range of services on behalf of VicRoads, from the Nolan Street building.

Asset Management

Provides data collection, analysis and planning for the maintenance and renewal of all Council owned and managed infrastructure and assets. This includes all facets of infrastructure and operations management of Council assets including any external consultants such as valuers, inspections and condition assessments.

Building Maintenance

Undertakes maintenance works on Council owned and managed buildings, and other built structures such as rotundas, BBQ shelters, pedestrian underpasses, and playgrounds.

Depot

Provides facilities and workshops to support the activities of Council's outdoor operations.

Drainage

This service maintains and renews the drainage systems and networks throughout the Shire, and ensures compliance to the required standards for new land developments.

Environmental Management

Environmental monitoring and implementation of services to control the spread of weeds and pests in Council controlled areas including; roadsides, nature strips, reserves, drains.

Roads Maintenance

Provides the maintenance, construction and reconstruction of Council's transport associated infrastructure assets.

Parks and Gardens

Provides park, gardens and oval maintenance and improvements to provide an attractive public open space and recreational environment for our community.

Plant

Supplies and maintains vehicle and plant to support Council's operations.

Public Amenities

Provides cleaning and servicing to public amenity blocks.

Waste Management

Provides all waste management, policy development and education services from kerbside bin collection, transfer station management and management of closed land fill sites.

Community Engagement

The purpose of Council's Community Engagement team is to provide our community with clear, transparent and targeted communications and engagement opportunities that are bottom up, planned and accessible to all community members.

Customer Service

Provides a full range of Customer Service functions to face to face customers and via phone with a high focus on the customer's needs as the first point of contact.

Governance Property & Risk

Provides the governance framework for the organisation including coordination of Council meetings and support and oversight of compliance with the Local Government Act, privacy and freedom of information. Also includes governance, property, risk management and procurement functions.

Shire Management

Provides strategic leadership to the organisation, implementation of Council decisions and representation and advocacy on key issues and projects for the Shire.

Finance

Provides a full suite of financial management, including corporate financial planning, monitoring and reporting for both internal and external customers. The team also is responsible for accounts payable, accounts receivable, asset financial management, cashflow management, treasury and borrowings and management of corporate credit cards. The rates team is responsible for the issuance and administration of annual rate notices across the Shire. The team also ensures compliance with the annual rate cap, and supports the Council elections on a four year basis.

Human Resources

The People and Culture team through collaboration and partnerships focus on creating a positive workplace where employees feel safe, supported, can reach their full potential, are actively engaged and inspired by their employment experience and the work that they do. This is achieved by providing authoritative advice on people matters to ensure good governance and realization of a skilled and diverse workforce.

Information Management

Provides lifecycle management of all information held by Council.

Information Technology

Provides the information communication technology platform that enables the organisation to interact electronically with all of its customers.

Grants Commission

Financial Assistance Grants distributed by the Victoria Grants Commission.

PROGRESS AGAINST STRATEGIC OBJECTIVES AND INITIATIVES

Strategic Objective One: Our Community’s Wellbeing

The community’s vision:

- Socially connected, creative, inclusive, healthy, and safe ‘all ages’ friendly communities
- Everyone is valued and belongs and has every chance to grow, prosper and thrive
- Communities honour, protect, and celebrate culture, diversity, history, and heritage
- The culture of First Nations people is visible and reconciliation is something that all people participate in.

Strategic Priority One: Strengthen and build inclusion and community and intergenerational connections

Initiative		Progress in 2023-2024
1.1.1	Undertake a feasibility study for alternative locations for the men's shed to allow it to expand and increase membership.	<ul style="list-style-type: none"> • Members of the Maryborough Men’s Shed have expressed a desire to expand in place. Expansion aspirations to be worked through, to identify any alternatives if required.
1.1.2	Implement a 12-month Community Support and Navigator role. This role will assist in the implementation of the Disability Action Plan and Positive Ageing Strategy and assist older individuals to navigate the aged care system.	<ul style="list-style-type: none"> • The Community Support and Navigator position commenced in March 2024, however, took up other employment opportunities shortly thereafter. Support for residents to navigate the aged care system as Council transitioned out of Home and Community Care was ably provided by other staff, however, the review of existing strategies that previously sat with the HACC department is yet to be actioned.
1.1.3	Seek external funding to support activation of the art space and courtyard at Maryborough Railway Station.	<ul style="list-style-type: none"> • Funding has been received from the Victorian Government’s Creative Neighbourhood Infrastructure Support Program (\$150,000) and the Victorian Government’s Council Support Program (\$100,000) to build on previous infrastructure upgrades at the iconic Maryborough Railway Station and deliver on Council’s Priority Project - Station Reactivation Stage 4.

Strategic Priority Two: Nurture and celebrate creativity

Initiative		Progress in 2023-2024
1.2.4	Adopt Central Goldfields Art Gallery Strategic Plan 2023-2026 and implement year one actions.	<ul style="list-style-type: none"> • The Strategic Plan was adopted by Council in August 2023 and implementation of year one actions, inclusive of programming, marketing, and other key priorities was delivered as expected.

Strategic Priority Three: Support positive life journey development for all residents

Initiative		Progress in 2023-2024
1.3.5	Advocate for ongoing investment and support for Go Goldfields.	<ul style="list-style-type: none"> • Funding was confirmed for a further six months, need to continue advocacy for longer term funding in 2023-2024. A letter was sent to Minister for Children. Meeting held with Council CEO, Manager Go Goldfields, and the Minister’s Chief of Staff. Advocacy meetings also held with previous funding body RDV. Meeting held with local MP. Further advocacy undertaken with relevant State Government departments and Ministers. Funding not confirmed beyond this financial year.
1.3.6	Council has made the decision to exit all, in home aged care services by 1 March 2024. Work with the Commonwealth and State funding bodies to carry out the transition plan to transition clients to the new provider/s by the exit date. Assist the 26 Community care staff to mitigate the impact of the decision by providing options such as outplacement, redeployment, redundancy, and introduction of new provider/s.	<ul style="list-style-type: none"> • Transition of all in home care clients over to the new providers of both state and federal funding streams was completed. Approx 520 clients were transitioned over to the four new providers. Four staff chose redeployment as a part of the transition and have successfully obtained new roles within Council.
1.3.7	Undertake further investigative work to determine the most appropriate location for the Early Years Integrated Hub and develop a project plan to implement the actions identified in the Masterplan. (To be developed in collaboration with Go Goldfields).	<ul style="list-style-type: none"> • Negotiations and work continue with the Department of Education on the location of the state-run Early Learning Childcare Centre (ELCC). If the state ran ELCC is centrally located the hope is that this will serve as stage one of the Hub. A Masterplan implementation committee has also been established, to oversee the implementation of the broader actions identified in the Masterplan.

PROGRESS AGAINST STRATEGIC OBJECTIVES AND INITIATIVES

Strategic Objective One: Our Community’s Wellbeing continued:

Strategic Priority Four: Encourage, support, and facilitate healthy and safe communities

Initiative		Progress in 2023-2024
1.4.8	Contribute to the implementation of key initiatives in the Loddon Mallee Housing Action Plan.	<ul style="list-style-type: none"> Funding was provided in 2023-2024 budget to contribute to a Loddon Mallee Housing officer hosted by Macedon Ranges Council. Information was provided to the working group on State and Council owned land in residential areas that may be suitable for social and affordable housing development. Strategic Land Use Planning work also continuing that will contribute to the key initiatives identified in the Plan.
1.4.9	Implement the Healthy Loddon Campaspe Round 2 Projects.	<ul style="list-style-type: none"> Healthy Loddon Campaspe Round 2 projects were completed by and acquitted by the required deadline.
1.4.10	Deliver a local 'This Girl Can' campaign to encourage and support women and girls to be active.	<ul style="list-style-type: none"> The campaign was successfully delivered in September and October 2023 in partnership with Sports Focus and with eight local sporting clubs involved.
1.4.11	Work with key stakeholders to complete the Community Emergency Risk Assessment (CERA) for Central Goldfields and update the Municipal Flood Emergency Plan (MFEP).	<ul style="list-style-type: none"> CERA assessment has been completed and meetings to develop mitigation response plan have been held. The Municipal Flood Emergency Plan was approved at the Integrated Municipal Emergency Management Planning Committee’s meeting in May.
1.4.12	Implement the Flood Recovery Action Plan.	<ul style="list-style-type: none"> Community Recovery Officer has undertaken regular outreach to flood affected residents to provide support and connections with relevant agency assistance. With the role having been extended until May 2025, further support is able to be provided to flood recovery activities, including the Carisbrook Resilience Canopy Project.
1.4.13	Develop a Central Goldfields Food Systems Strategy.	<ul style="list-style-type: none"> Council endorsed the final version of the Central Goldfields Food Systems Roadmap at its September 2024 Ordinary Council Meeting.
1.4.14	Implement the Municipal Public Health and Wellbeing Plan 2021-2025.	<ul style="list-style-type: none"> The Plan's strategic aims continue to be achieved through the delivery of various Council programs, including the VicHealth Children and Young People First project, Go Goldfields, Healthy Loddon Campaspe program, Climate Action Plan delivery and support for community events and awareness initiatives. Planning to scope next Public Health and Wellbeing Plan development is now in initial stages.
1.4.15	Implement training program for Teen and Youth Mental Health First Aid Instructors to deliver Mental Health First Aid Training to Year 8 and Year 10 students and community members.	<ul style="list-style-type: none"> Mental Health First Aid training program was run for school staff in June 2023. Training of Year 8 students at Highview and Maryborough Education Centre occurred across August to November 2023. Youth Mental Health First Aid community training was successfully held in May 2024 and Highview College training for students began in May 2024.
1.4.16	Complete and implement the Maryborough Flood Study.	<ul style="list-style-type: none"> The development of the Maryborough Flood Study is being led by the North Central Catchment Management Authority. The study is expected to be finalised by December 2024. Implementation of the study will begin in 2025.

Initiative		Progress in 2023-2024
1.4.17	Implement the Gender Equity Action Plan.	<ul style="list-style-type: none"> We continue to actively progress the activities within our Gender Equity Action Plan. This past year has focussed on getting the governance systems right, build organisation capability; and commence undertaking gender impact assessments on key policies and activities. We reported our first progress report and submitted our audit data for Commissioner review in February 2024. Initial results from the review indicate positive progress on workforce composition and gender pay gap, indicators.
1.4.18	Continue with Review of Local Law.	<ul style="list-style-type: none"> The final draft of the Local Law was available for public consultation in July 2024. The updated Local Law is expected to be presented to Council in early 2025.
1.4.19	Finalise the Domestic Wastewater Management Plan.	<ul style="list-style-type: none"> The Domestic Wastewater Management Plan was finalised and adopted at the February 2024 Council Meeting.

Strategic Priority Five: maximise volunteer efforts

Initiative		Progress in 2023-2024
1.5.20	Update the Volunteer Strategy in partnership with the Maryborough Volunteer Resource Centre.	<ul style="list-style-type: none"> Council and MVRC hosted a successful Shire wide Volunteer Forum in May 2024. Council officers and MVRC are in the process of synthesizing feedback from the forum to inform a comprehensive volunteer strategy that will address key challenges, enhance support structures, and align with community needs.

Strategic Priority Six: Value, celebrate and actively engage First Nations culture and people

Initiative		Progress in 2023-2024
1.6.21	Support and participate in the annual NAIDOC Week and Reconciliation Week events.	<ul style="list-style-type: none"> Council has partnered with a number of local services to successfully deliver the Central Goldfields NAIDOC celebrations on 27 June, 2024. Council also supported the Maryborough Community House NAIDOC Family Day on July 10 through civil works to create a yarning circle onsite and event promotion.
1.6.22	Research best practice and principles that support partnerships with First Nations stakeholders and organisations.	<ul style="list-style-type: none"> Council adopted the Central Goldfields Shire Council Reflect Reconciliation Action Plan 2024-2025 at its September 2024 Ordinary Council Meeting.
1.6.23	Work with Dja Dja Wurrung Corporation (in line with the Reconciliation Action Plan) to deliver Cultural Awareness Training across the organisation.	<ul style="list-style-type: none"> Potential online cultural awareness training programs have been assessed and a preferred provider has been confirmed. This introductory training will be delivered across the organisation in 2024-2025 year, with more in-depth training options for identified sections of the organisation to be explored subsequently.
1.6.24	Finalise the Reflect Reconciliation Action Plan.	<ul style="list-style-type: none"> Council adopted the Central Goldfields Shire Council Reflect Reconciliation Action Plan 2024-2025 at its September 2024 Ordinary Council Meeting.
1.6.25	Work collaboratively with Bendigo District Aboriginal Corporation to support Aboriginal parents and carers.	<ul style="list-style-type: none"> Council continue to engage with BDAC through Maternal and Child Health and offer opportunities to utilise resources such as the Nest to connect with local ATSI families.

PROGRESS AGAINST STRATEGIC OBJECTIVES AND INITIATIVES

Strategic Objective Two: Our Growing Economy

The community’s vision:

- A vibrant and thriving economy with a growing population
- Well supported business and industry
- Diverse employment opportunities
- Engaging and flourishing tourism
- Modern day connectivity
- A range of housing options.

Strategic Priority One: Retain, grow, and attract our population

Initiative		Progress in 2023-2024
2.1.26	Complete the Land Use Framework Plan for Maryborough North, Flagstaff and Carisbrook.	• The draft Land Use Framework Plan has been completed and will be presented to Council to adopt in late 2024 for the purposes of public consultation.
2.1.27	Complete the Talbot Futures project.	• The project is complete with Council adopting the structure plan and endorsing the business case at the Council Meeting in March 2024.
2.1.28	Complete review of Heritage Overlay in central Maryborough.	• The final report has been completed and the planning scheme amendment is being drafted. Both documents will be presented to Council in late 2024 for adoption for the purposes of public consultation.
2.1.29	Commence work on Urban Land Opportunities Study.	• An Issues and Opportunities Paper has been drafted and will be presented to Council for adoption for the purposes of public consultation in late 2024.

Strategic Priority Two: Capitalise on tourism opportunities

Initiative		Progress in 2023-2024
2.2.30	Participate in the development of the Central Victorian Visitor Economy Partnership.	• Funding extension has been negotiated with DJSIR while negotiations continue.
2.2.31	Develop an Events Strategy which clarifies Council's priorities for events across the Shire and outlines how Council will support community and other event providers.	• Council adopted the Central Goldfields Events Strategy (2024-2028) at its September 2024 Ordinary Council Meeting.
2.2.32	Complete the new Visitor Centre at the Maryborough Railway Station and position as a key attraction for visitors to the Victorian Goldfields.	• The Visitor Centre was completed and officially opened in November 2023.

Strategic Priority Three: Support existing and new and emerging business and industry

Initiative		Progress in 2023-2024
2.3.36	Deliver a Digital Literacy Program through the library.	• The Digital Literacy Program was completed.

Strategic Priority Four: Develop a skilled and diverse workforce

Initiative		Progress in 2023-2024
2.4.33	Work with partners on innovative activities to attract and retain early childhood teachers and educators in the Shire.	• The Every Child, Every Chance Project Officer led work with the local ECEC sector, training intuitions and Department of Education to support and grow local capability. Activities include hosting Early Years Forum events each term and the Central Goldfields Early Childhood Teachers Network. The ECEC officer also developed a Central Goldfields Early Childhood Education Workforce Plan 2024 – 2029, funded by the Department of Education, which was endorsed by Council at its July 2024 Ordinary Council Meeting.
2.4.34	Complete and activate the extended co-working space of the Maryborough Railway Station Activation Project.	• Grant funding applications in relation to activation of co-working spaces have been successful and project planning will soon commence to enable delivery.
2.4.35	Continue to develop partnerships with Committee for Maryborough, key shire employers and external providers to support labour force attraction/retention, skills development, and business modernisation.	• Council endorsed the submission of an application to the Federal Government’s Regional University Study Hubs (RUSH) program for funding to establish and operate a Maryborough Learning Hub at its September 2024 Ordinary Council Meeting.

PROGRESS AGAINST STRATEGIC OBJECTIVES AND INITIATIVES

Strategic Objective Three: Our Spaces and Places

The community's vision:

- A vibrant and thriving economy with a growing population
- Well supported business and industry
- Diverse employment opportunities
- Engaging and flourishing tourism
- Modern day connectivity
- A range of housing options

Strategic Priority One: Provide engaging public spaces

Initiative	Progress in 2023-2024
3.1.37 Waterway Management Plan for Carisbrook Advisory Group.	<ul style="list-style-type: none"> • A Terms of Reference was developed, and Advisory Group appointed through a public expression of interest process.
3.1.38 Deliver the design and planning works for the Bristol Hill Urban Bike Park Project.	<ul style="list-style-type: none"> • After the tender phase yielded responses that were over budget, officers worked with the funder to renegotiate the scope of the project. A revised procurement process to appoint a suitably qualified consultant will be undertaken in late 2024.
3.1.39 Develop a Play Spaces Strategy and Splash Park Feasibility Study.	<ul style="list-style-type: none"> • A Draft Play Space Strategy and Splash Park Feasibility Study have been completed. Both documents will be presented to Council for adoption in early 2025 for the purposes of public consultation.
3.1.40 Reduce obstructions on footpaths by developing a Footpath Trading Procedure and program of works.	<ul style="list-style-type: none"> • A project plan was developed alongside project research was undertaken in March 2024. Project will recommence in early 2025.
3.1.60 Reconstruct Octagonal Pool at Maryborough Olympic Pool Complex.	<ul style="list-style-type: none"> • Octagonal pool has been reconstructed. Further conservation works on the Heritage Listed Pavilion are due for completion in late 2024.
3.1.65 Whirrakee Rise Open Space Enhancement.	<ul style="list-style-type: none"> • Contract was awarded in June 2024, with works commencing in September 2024.
3.1.72 Gordon Gardens Open Space Enhancement works.	<ul style="list-style-type: none"> • Works identified in the Gordon Gardens Masterplan including installation of tables and seating, works to pathways and tree planting have been completed. The DDA access ramp to the bowling club will be completed in late 2024.

Strategic Priority Two: Provide infrastructure to meet community need

Initiative	Progress in 2023-2024
3.2.41 Refresh the Priority Projects Plan highlighting successful projects to date, and new projects we are seeking funding for.	<ul style="list-style-type: none"> • The Priority Projects Plan has been provided to relevant Ministers, MPs, and Government departments. The updated Priority Projects Plan was adopted by Council at the November 2023 Council Meeting.
3.2.42 Conduct a feasibility study and design plans for a Central Goldfields Youth Hub.	<ul style="list-style-type: none"> • Project to be carried forward to next year.
3.2.43 Review and update the Road Management Plan.	<ul style="list-style-type: none"> • The updated Road Management Plan was adopted at the June 2024 Council Meeting after a period of public consultation.
3.2.44 Review installation priorities from pedestrian crossings with a focus on busy neighbourhood centres and meeting places.	<ul style="list-style-type: none"> • Priorities have been identified and works were funded through the Safer Local Roads and Infrastructure Program in April 2024.
3.2.57 Implement priority risk item works as detailed in the endorsed Maryborough Aerodrome Business Case.	<ul style="list-style-type: none"> • Initial safety works commenced including resolution of holding dams and a plan to reduce kangaroo numbers. The water supply upgrade project is in design phase.
3.2.61 Develop and deliver Indigenous Interpretive Garden adjacent to Central Goldfields Art Gallery in partnership with Dja Dja Wurrung artists and community.	<ul style="list-style-type: none"> • Garingilang Gatjin Wii was opened on Thursday 22 August 2024.
3.2.62 Complete pool renewal works at Dunolly / Talbot Outdoor Pools and Maryborough Sport and Leisure Centre.	<ul style="list-style-type: none"> • Renewal works at the Dunolly and Talbot outdoor pools and re-tiling of the 25 metre pool at the Maryborough Sports and Leisure Centre have been completed.
3.2.63 Goldfields Reservoir / Dam Stabilisation Design works.	<ul style="list-style-type: none"> • The preferred design option requires addition input from an arborist and the Department of Environment, Energy and Climate Action (DEECA). The design is likely to be finalised in late 2024.
3.2.64 Deledio netball courts upgrade.	<ul style="list-style-type: none"> • The Deledio netball courts upgrade were completed and officially opened in May 2024.

PROGRESS AGAINST STRATEGIC OBJECTIVES AND INITIATIVES

Strategic Objective Three: Our Spaces and Places continued:

Strategic Priority Three: Value and care for our heritage and culture assets

Initiative	Progress in 2023-2024
3.3.45 Continue to contribute to the Victorian Goldfields World Heritage Bid preparation.	<ul style="list-style-type: none"> Council officers have contributed to the development of the Central Victorian Goldfields Masterplan, a key milestone in preparation of a listing bid.
3.3.58 Upgrade the electrical system in the Maryborough Town Hall.	<ul style="list-style-type: none"> Electrical works have been completed. Minor upgrades to Council Chambers, audio-visual, and finalisation of 10-year plan has also been completed.
3.3.49 Update the Nolan Street Customer Service Centre and Offices to provide accessible and safe facilities.	<ul style="list-style-type: none"> Architectural design package has been awarded. Engagement program with stakeholders developed and implemented in May-June 2024.
3.3.66 Bowenvale Playground works.	<ul style="list-style-type: none"> Final review of concept drawings completed. Construction drawings being finalised in preparation of advertising tender for a suitable contractor.
3.3.67 Rene Fox Gardens toilet refurbishment.	<ul style="list-style-type: none"> A contractor has been appointed and building permit issued. Works due for completion in September 2024.
3.3.68 Dunolly Town Hall scoping and design.	<ul style="list-style-type: none"> Laser scan and survey of buildings undertaken. Architects working on current condition drawings and documentation. Continued discussions with stakeholders and preparations for stakeholder engagement with architects where required. Structural engineers to inspect building.
3.3.69 Talbot Town Hall scoping and design.	<ul style="list-style-type: none"> Laser scan and survey of buildings undertaken. Architects working on current condition drawings and documentation. Continued discussions with stakeholders and preparations for stakeholder engagement with architects where required. Structural engineers to inspect building.
3.3.70 Carisbrook Town Hall scoping and design.	<ul style="list-style-type: none"> Laser scan and survey of buildings undertaken. Architects working on current condition drawings and documentation. Continued discussions with stakeholders and preparations for stakeholder engagement with architects where required. Structural engineers to inspect building.
3.3.71 Princess Park Grandstand scoping and design.	<ul style="list-style-type: none"> An architectural design package has been awarded. Detailed engagement strategy is under development.

Strategic Priority Four: Manage and reduce and reuse waste

Initiative	Progress in 2023-2024
3.4.46 Undertake a review of kerbside waste collection program.	<ul style="list-style-type: none"> Project Plan has been developed. Waste models completed. Internal working group to be reformed. Awaiting release of State Government standards.

Strategic Objective Four: Leading Change

The community's vision:

- Activated, engaged, and informed citizens who have a say, volunteer, get involved in community matters
- Good planning, governance, and service delivery
- Transparent decision making
- Effective and sustainable financial management

Strategic Priority One:

Actively engage, inform, and build the leadership capacity of community members and organisations

Initiative	Progress in 2023-2024
4.1.47 Redesign Council's website including enhancing the content and accessibility of the platform.	<ul style="list-style-type: none"> The refreshed website was delivered on 26 June, 2024. Work continues behind the scenes to upskill content authors and to facilitate improvements to layout, content, and accessibility. Online forms and online payment services are next to be addressed as well as an online community directory to replace the Leisure Services Guide.
4.1.48 Review Council's e-bulletins to ensure all people and groups are reached with current news and opportunities.	<ul style="list-style-type: none"> This action is not proceeding, and other, more effective communication channels are being explored.
4.1.49 Complete a review of Community Asset Committees and create a consistent and equitable approach for the management of buildings.	<ul style="list-style-type: none"> A review was completed of the current six Community Asset Committees within the Shire. Over the preceding 12 months, Council approved each of the six Committees with an Instrument of Delegation. Governance created and distributed that Instrument of Delegation and created an individualised maintenance schedule to support each Committee to maintain and manage their asset.

Strategic Priority Two: Provide financial sustainability and good governance

Initiative	Progress in 2023-2024
4.2.50 Develop and implement a Risk & Assurance system and culture change.	<ul style="list-style-type: none"> The Risk Management Framework Project with the Strategic and Operational Risk Registers was completed and presented to the June 2024 Audit & Risk Committee meeting.
4.2.51 Continue delivery of policy review program.	<ul style="list-style-type: none"> A policy register has been developed and embedded in regular reporting framework. A guideline for developing policies has also been produced. Overdue policies continue to be updated according to priority.

PROGRESS AGAINST STRATEGIC OBJECTIVES AND INITIATIVES

Strategic Objective Four: Leading Change

Strategic Priority Three: Provide a safe, inclusive, and supportive workplace

Initiative	Progress in 2023-2024
4.3.52 Implement Corporate Action Plan which covers staff culture and engagement, attraction, and retention, OHS, professional development, Customer Records Management, and an intranet.	<ul style="list-style-type: none"> The Corporate Action Plan has now been published and is moving into the implementation phase within the organisation. 25 projects are committed to be delivered throughout the 2023 - 2027 Corporate Plan period.
4.3.53 Implement an Occupational Health and Safety review at the Depot.	<ul style="list-style-type: none"> In December 2023, the following safety improvements were completed; movement of staff, signage, management of safety equipment and chemicals, incident reporting, pedestrian safety guidance lines within the Depot Car Park, mobile plant pre-start on-line daily checks implemented, and separate entry and improved signage for the Pound.

Strategic Priority Four: Advocate and partner on matters of community importance

Initiative	Progress in 2023-2024
4.4.54 Support communities to develop capacity and capability in community planning.	<ul style="list-style-type: none"> Community Township Plan was completed and adopted by Council for Daisy Hill. A proposal was submitted for community capacity building in Dunolly (with a special focus on events) for the Tiny Towns grant application project. A proposal was submitted with Community Bank Avoca Maryborough as part of our role with the Volunteer Stewarding Group, to deliver an incentivised training package for volunteer run groups. Council supported the Maryborough Volunteering Resource Centre by running a volunteering forum. Feedback from the forum will contribute to the next volunteering strategy and identify actions to further support community groups.
4.4.55 Advocate for funding for the Early years' infrastructure.	<ul style="list-style-type: none"> The development of the Implementation project control group is underway. A revised timeline is under development to respond to the changed timing of implementation of 30 hours kinder in the recent State Government Budget.
4.5.56 Advocate for, support and implement system change recommendations in the Go Goldfields 'Every Child, Every Chance' Change Plan.	<ul style="list-style-type: none"> The 'Every Child, Every Chance Change Plan' was developed alongside Go Goldfields partners including Central Goldfields Shire Council. Go Goldfields has worked closely with Council areas over the past 12 months to develop new practices and projects that support the 'Every Child, Every Chance' priority areas of Confident and Connected Parents, Safe and Thriving Children and Valued Early Years Education .

SERVICE PERFORMANCE INDICATORS

The following statement provides the results of the prescribed service performance indicators and measures including explanation of results in the comments.

Service / indicator / measure [formula]	Results				Comments
	2021	2022	2023	2024	
Aquatic Facilities					
Service standard					
Health inspections of aquatic facilities	0.75	1.00	1.00	1.00	Result is consistent with prior years.
[Number of authorised officer inspections of Council aquatic facilities / Number of Council aquatic facilities]					
Utilisation					
Utilisation of aquatic facilities	4.03	4.65	6.06	4.75	Reduction in attendances can be attributed to the fact that the Maryborough Outdoor Pool is currently closed until it can be rebuilt. In addition, the Maryborough Sports and Leisure Centre was closed for two months due to retiling of 25m pool.
[Number of visits to aquatic facilities / Population]					
Service cost					
Cost of aquatic facilities	\$14.93	\$10.52	\$8.52	\$11.74	Increase in cost per visitation relates to the decrease in patronage following the closure of the 25m swimming pool.
[Direct cost of aquatic facilities less income received / Number of visits to aquatic facilities]					

SERVICE PERFORMANCE INDICATORS

Service / indicator / measure [formula]	Results				Comments
	2021	2022	2023	2024	
Animal Management					
Timeliness					
<i>Time taken to action animal management requests</i>	0.00	1.00	1.00	1.00	Result is consistent with prior years.
[Number of days between receipt and first response action for all animal management requests / Number of animal management requests]					
Service standard					
<i>Animals reclaimed</i>	70.59%	40.50%	46.49%	44.72%	Result is consistent with prior years.
[Number of animals reclaimed / Number of animals collected] x100					
<i>Animals rehomed</i>	20.00%	57.58%	50.28%	41.82%	A decrease in animals rehomed is due to a decline in the number of adopters and an increase of the use of 84Y agreements.
[Number of unclaimed collected animals rehomed / Number of unclaimed collected animals] x100					
Service cost					
<i>Cost of animal management service per population</i>	\$18.35	\$22.91	\$21.88	\$23.65	The cost of animal management has increased due to service provider fee increases and required maintenance at the pound facility.
[Direct cost of the animal management service / Population]					
Health and safety					
<i>Animal management prosecutions</i>	0.00%	0.00%	0.00%	0.00%	No animal management prosecutions have occurred.
[Number of successful animal management prosecutions / Number of animal management prosecutions] x 100					

Service / indicator / measure [formula]	Results				Comments
	2021	2022	2023	2024	
Food Safety					
Timeliness					
<i>Time taken to action food complaints</i>	0.25	7.00	6.43	2.09	One instance of food complaint taking longer than four days due to staff leave.
[Number of days between receipt and first response action for all food complaints / Number of food complaints]					
Service standard					
<i>Food safety assessments</i>	30.11%	48.96%	81.55%	94.00%	An increase in Food Safety assessments in line with Council's commitment to maintaining Food Safety Standards.
[Number of registered class 1 food premises and class 2 food premises that receive an annual food safety assessment in accordance with the Food Act 1984 / Number of registered class 1 food premises and class 2 food premises that require an annual food safety assessment in accordance with the Food Act 1984] x100					
<i>Food safety samples</i>	New	New	New	100%	Samples were collected and tested as required under Food Act 1984 Section 32A.
[Number of food samples obtained / Required number of food samples] x 100					
Service cost					
<i>Cost of food safety service</i>	\$706.69	\$39741	\$867.50	\$854.26	Result is consistent with prior years.
[Direct cost of the food safety service / Number of food premises registered or notified in accordance with the Food Act 1984]					
Health and safety					
<i>Critical and major non-compliance outcome notifications</i>	100.00%	100.00%	80.00%	100.00%	All critical and major non-compliance issues were followed up and actioned.
[Number of critical non-compliance outcome notifications and major non-compliance notifications about a food premises followed up / Number of critical non-compliance outcome notifications and major non-compliance notifications about a food premises] x100					

SERVICE PERFORMANCE INDICATORS

Service / indicator / measure [formula]	Results				Comments
	2021	2022	2023	2024	
Governance					
Transparency					
<i>Council decisions made at meetings closed to the public</i>	0.86%	2.63%	3.19%	2.94%	There has been a decrease in confidential items decided at closed Council meetings. There has been a focus on transparency with the community.
[Number of Council resolutions made at meetings of Council, or at meetings of a delegated committee consisting only of Councillors, closed to the public / Number of Council resolutions made at meetings of Council or at meetings of a delegated committee consisting only of Councillors] x100					
Consultation and engagement					
<i>Satisfaction with community consultation and engagement</i>	54.00	51.00	51.00	48.00	Council acknowledges the reduction in Community Satisfaction Survey score despite Council's committed and continuous focus on its community engagement through its updated Community Engagement Policy and use of various communication tools and platforms.
[Community satisfaction rating out of 100 with how Council has performed on community consultation and engagement]					
Attendance					
<i>Councillor attendance at Council Meetings</i>	99.33%	94.64%	89.29%	89.80%	There has been a slight increase in Councillor attendance, consistent with previous years. Attendance levels remain high and are a reflection of the Councillors commitment to the community.
[The sum of the number of Councillors who attended each Council meeting / (Number of Council meetings) × (Number of Councillors elected at the last Council general election)] x100					
Service cost					
<i>Cost of elected representation</i>	\$120,759.58	\$35,991.43	\$37,498.53	\$38,679.63	The cost of elected representatives has increased due to Councillor allowances set by the Victorian Independent Remuneration Tribunal.
[Direct cost of the governance service / Number of Councillors elected at the last Council general election]					
Satisfaction					
<i>Satisfaction with council decisions</i>	51.00	50.00	49.00	45.00	Council made a number of significant decisions throughout the year. Council recognises that there are diverse views across the community in relation to these decisions. Understanding the drivers behind community satisfaction remains a focus for Central Goldfields Shire.
[Community satisfaction rating out of 100 with how council has performed in making decisions in the interest of the community]					

Service / indicator / measure [formula]	Results				Comments
	2021	2022	2023	2024	
Libraries					
Resource currency					
<i>Recently purchased library collection</i>	56.02%	56.91%	66.05%	68.63%	There has been a concerted effort to keep the collection current and fresh.
[Number of library collection items purchased in the last 5 years / Number of library collection items] x100					
Service cost					
<i>Cost of library service per population</i>	\$29.71	\$31.56	\$47.72	\$42.39	Costs have decreased slightly due to no increase in staff hours, and a streamlining and consolidation of collections.
[Direct cost of the library service / Population]					
Utilisation					
<i>Loans per head of population</i>	New	New	New	1.18	This indicator only recognises items borrowed, it does not reflect attendance at programs or patrons attending the library to use technology or read the paper which is key for the Central Goldfields Shire community.
[Number of library collection item loans / Population]					
Participation					
<i>Library membership</i>	New	New	New	9.50%	Library patronage has now almost returned to pre-COVID numbers.
[Number of registered library members / Population] x100					
<i>Library visits per head of population</i>	New	New	New	3.10	Library patronage includes supported playgroup, those who visit for technology use and reading papers.
[Number of library visits / Population]					

SERVICE PERFORMANCE INDICATORS

Service / indicator / measure [formula]	Results				Comments
	2021	2022	2023	2024	
Maternal and Child Health (MCH)					
Service standard					
<i>Infant enrolments in the MCH service</i>	101.72%	103.64%	98.98%	99.12%	Central Goldfields Shire continues to secure consistently high number of enrolments following birth notifications. The difference between birth notifications and enrolments is due to one family relocating to a neighbouring Shire post the birth of their child and thus supported to enrol with the relevant MCH service for that area.
[Number of infants enrolled in the MCH service (from birth notifications received) / Number of birth notifications received] x100					
Service cost					
<i>Cost of the MCH service</i>	\$89.63	\$75.30	\$79.83	\$103.02	Cost increases of the service from last year are predominantly due to consistency and stability of staff in the service as compared to previous years. The stability of the MCH team has provided consistent and high-quality service and support for children and families.
[Cost of the MCH service / Hours worked by MCH nurses]					
Participation					
<i>Participation in the MCH service</i>	70.15%	87.93%	93.18%	91.00%	The Central Goldfields Shire Council MCH service continues to take a proactive outreach and engagement approach with families.
[Number of children who attend the MCH service at least once (in the year) / Number of children enrolled in the MCH service] x100					
Participation					
<i>Participation in the MCH service by Aboriginal children</i>	100.00%	88.16%	96.39%	95.51%	We continue to have high rates of participation of Aboriginal children in our MCH service.
[Number of Aboriginal children who attend the MCH service at least once (in the year) / Number of Aboriginal children enrolled in the MCH service] x100					
Satisfaction					
<i>Participation in 4-week Key Age and Stage visit</i>	100.00%	98.18%	104.08%	97.35%	Our 4-week key age and stage visits is closely aligned with number of births. The discrepancy between births and 4-week visits is due to some families identifying as ATSI choosing to engage with our partner agency, Bendigo and District Aboriginal Co-operative, for their MCH care. Under our shared care model, these families receive 4 week visit from BDAC rather than Central Goldfields Shire Council.
[Number of 4-week key age and stage visits / Number of birth notifications received] x100					

Service / indicator / measure [formula]	Results				Comments
	2021	2022	2023	2024	
Roads					
Satisfaction of use					
<i>Sealed local road requests</i>	16.49	28.98	16.57	20.90	Requests have increased notably for roads where flood works are still ongoing. Council has almost completed the rectification works.
[Number of sealed local road requests / Kilometres of sealed local roads] x100					
Condition					
<i>Sealed local roads maintained to condition standards</i>	99.68%	95.20%	98.74%	99.11%	Council continues to plan their annual reseal programs in response to condition data.
[Number of kilometres of sealed local roads below the renewal intervention level set by Council / Kilometres of sealed local roads] x100					
Service cost					
<i>Cost of sealed local road reconstruction</i>	\$102.14	\$146.30	\$92.94	\$178.06	The mix of urban road reconstruction to rural road reconstruction has resulted in greater costs. Urban road construction requires more elements to be considered as compared to rural roads.
[Direct cost of sealed local road reconstruction / Square metres of sealed local roads reconstructed]					
Service Cost					
<i>Cost of sealed local road resealing</i>	\$4.52	\$3.83	\$7.65	\$10.69	The additional costs associated with rectification of flood affected roads has been captured in 2023-2024.
[Direct cost of sealed local road resealing / Square metres of sealed local roads resealed]					
Satisfaction					
<i>Satisfaction with sealed local roads</i>	50.00	45.00	38.00	33.00	There is a general misunderstanding regarding the roads maintained by Council vs State Government, which is back by online polls. Low scoring also reflects the February 2024 storms which required significant clean up due to the scale of the damage.
[Community satisfaction rating out of 100 with how Council has performed on the condition of sealed local roads]					

SERVICE PERFORMANCE INDICATORS

Service / indicator / measure [formula]	Results				Comments
	2021	2022	2023	2024	
Statutory Planning					
Timeliness					
<i>Time taken to decide planning applications</i>	78.00	60.50	61.00	79.00	An increase in the median due to a changeover between external and internal planning resources.
[The median number of days between receipt of a planning application and a decision on the application]					
Service standard					
<i>Planning applications decided within required time frames</i>	35.98%	50.00%	65.33%	30.43%	Central Goldfields Shire strives to adhere to mandated timeframes. The focus on collaboration with applicants in ensuring a positive outcome for all can at times result in a delay.
[(Number of regular planning application decisions made within 60 days) + (Number of VicSmart planning application decisions made within 10 days) / Number of planning application decisions made] x100					
Service cost					
<i>Cost of statutory planning service</i>	\$2,919.16	\$3,315.99	\$3,825.78	\$5,666.57	Costs increased due to the required outsourcing of the service for half of the year.
[Direct cost of the statutory planning service / Number of planning applications received]					
Decision making					
<i>Council planning decisions upheld at VCAT</i>	100.00%	100.00%	50.00%	100.00%	All council planning decisions upheld for 2023-2024.
[Number of VCAT decisions that did not set aside council's decision in relation to a planning application / Number of VCAT decisions in relation to planning applications] x100					

Service / indicator / measure [formula]	Results				Comments
	2021	2022	2023	2024	
Waste Management					
Service standard					
<i>Kerbside collection bins missed</i>	0.77	0.93	1.45	1.10	Bins missed was 57 of 518,000. This remains consistently low in line with previous years.
[Number of kerbside garbage and recycling collection bins missed / Number of scheduled kerbside garbage and recycling collection bin lifts] x10,000					
Service cost					
<i>Cost of kerbside garbage bin collection service</i>	\$136.84	\$133.63	\$139.16	\$145.40	A new collection contract commenced during the year with increased costs notably for the transport component.
[Direct cost of the kerbside garbage bin collection service / Number of kerbside garbage collection bins]					
Service cost					
<i>Cost of kerbside recyclables collection service</i>	\$103.32	\$88.45	\$96.42	\$76.57	A new service provider included a drop in gate fees. Tonnage has also been impacted by the container deposit scheme.
[Direct cost of the kerbside recyclables bin collection service / Number of kerbside recyclables collection bins]					
Waste diversion					
<i>Kerbside collection waste diverted from landfill</i>	45.00%	43.31%	44.82%	45.37%	Increased diversion is indicative of the introduction of the container deposit scheme that commenced in November 2023.
[Weight of recyclables and green organics collected from kerbside bins / Weight of garbage, recyclables and green organics collected from kerbside bins] x100					

FINANCIAL REPORT

Certification of the Financial Statements	63	Note 7: People and relationships	104
Comprehensive Income Statement	67	7.1 Council and key management remuneration	104
Balance Sheet	68	7.2 Related party disclosure	106
Statement of changes in equity	69	Note 8: Managing uncertainties	107
Statement of cash flows	70	8.1 Contingent assets and liabilities	107
Statement of capital works	71	8.2 Change in accounting standards	108
Notes to the Financial Report	72	8.3 Financial instruments	108
Note 1: Overview	72	8.4 Fair value measurement	110
Note 2: Analysis of our results	74	8.5 Events occurring after balance date	111
2.1 Performance against budget	74	Note 9: Other matters	112
2.2 Analysis of Council results by program	77	9.1 Reserves	112
Note 3: Funding for the delivery of our services	79	9.2 Reconciliation of cash flows from operating activities to surplus/(deficit)	113
3.1 Rates and charges	79	9.3 Superannuation	114
3.2 Statutory fees and fines	79	Note 10: Change in accounting policy	116
Note 3: Funding for the delivery of our services	79		
3.3 User fees	80		
3.4 Funding from other levels of government	81		
3.5 Contributions	83		
3.6 Net gain/(loss) on disposal of property, infrastructure, plant and equipment	83		
3.7 Other income	83		
Note 4: The cost of delivering services	84		
4.1 (a) Employee costs	84		
4.2 Materials and services	84		
4.3 Depreciation	84		
4.4 Depreciation – right of use assets	85		
4.5 Allowance for impairment losses	85		
4.6 Borrowing costs	85		
4.7 Finance costs – leases	85		
4.8 Other expenses	85		
Note 5: investing in and financing our operations	86		
5.1 Financial assets	86		
5.2 Non-financial assets	87		
5.3 Payables, trust funds and deposits and contract and other liabilities	88		
5.4 Interest-bearing liabilities	89		
5.5 Provisions	90		
5.6 Financing arrangements	91		
5.7 Commitments	92		
5.8 Leases	93		
Note 6: Assets we manage	95		
6.1 Non current assets classified as held for sale	95		
6.2 Property, infrastructure, plant and equipment	96		
6.3 Investments in associates, joint arrangements and subsidiaries	103		

CERTIFICATION OF THE FINANCIAL STATEMENTS

In my opinion, the accompanying financial statements have been prepared in accordance with the *Local Government Act 2020*, the *Local Government (Planning and Reporting) Regulations 2020*, the Australian Accounting Standards and other mandatory professional reporting requirements.

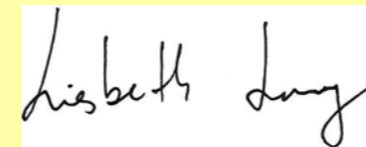


Michael Smith FCPA
Principal Accounting Officer
Dated: 17 October 2024
Maryborough

In our opinion, the accompanying financial statements present fairly the financial transactions of the Central Goldfields Shire Council for the year ended 30 June 2024 and the financial position of the Council as at that date.

At the date of signing, we are not aware of any circumstances that would render any particulars in the financial statements to be misleading or inaccurate.


We have been authorised by the Council and by the *Local Government (Planning and Reporting) Regulations 2020* to certify the financial statements in their final form.



Liesbeth Long
Councillor
Dated: 17 October 2024
Maryborough



Gerard Murphy
Councillor
Dated: 17 October 2024
Maryborough



Sally Jones
Interim Chief Executive Officer
Dated: 17 October 2024
Maryborough



Independent Auditor's Report

To the Councillors of Central Goldfields Shire Council

Opinion	<p>I have audited the financial report of Central Goldfields Shire Council (the council) which comprises the:</p> <ul style="list-style-type: none"> balance sheet as at 30 June 2024 comprehensive income statement for the year then ended statement of changes in equity for the year then ended statement of cash flows for the year then ended statement of capital works for the year then ended notes to the financial statements, including material accounting policy information certification of the financial statements. <p>In my opinion the financial report presents fairly, in all material respects, the financial position of the council as at 30 June 2024 and their financial performance and cash flows for the year then ended in accordance with the financial reporting requirements of Part 4 of the <i>Local Government Act 2020</i>, the Local Government (Planning and Reporting) Regulations 2020 and applicable Australian Accounting Standards.</p>
Basis for Opinion	<p>I have conducted my audit in accordance with the <i>Audit Act 1994</i> which incorporates the Australian Auditing Standards. I further describe my responsibilities under that Act and those standards in the <i>Auditor's Responsibilities for the Audit of the Financial Report</i> section of my report.</p> <p>My independence is established by the <i>Constitution Act 1975</i>. My staff and I are independent of the council in accordance with the ethical requirements of the Accounting Professional and Ethical Standards Board's APES 110 <i>Code of Ethics for Professional Accountants</i> (the Code) that are relevant to my audit of the financial report in Victoria. My staff and I have also fulfilled our other ethical responsibilities in accordance with the Code.</p> <p>I believe that the audit evidence I have obtained is sufficient and appropriate to provide a basis for my opinion.</p>
Councillors' responsibilities for the financial report	<p>The Councillors of the council are responsible for the preparation and fair presentation of the financial report in accordance with Australian Accounting Standards, the <i>Local Government Act 2020</i> and the Local Government (Planning and Reporting) Regulations 2020, and for such internal control as the Councillors determine is necessary to enable the preparation and fair presentation of a financial report that is free from material misstatement, whether due to fraud or error.</p> <p>In preparing the financial report, the Councillors are responsible for assessing the council's ability to continue as a going concern, disclosing, as applicable, matters related to going concern and using the going concern basis of accounting unless it is inappropriate to do so.</p>

Level 31 / 35 Collins Street, Melbourne Vic 3000
 T 03 8601 7000 enquiries@audit.vic.gov.au www.audit.vic.gov.au

Auditor's responsibilities for the audit of the financial report

As required by the *Audit Act 1994*, my responsibility is to express an opinion on the financial report based on the audit. My objectives for the audit are to obtain reasonable assurance about whether the financial report as a whole is free from material misstatement, whether due to fraud or error, and to issue an auditor's report that includes my opinion. Reasonable assurance is a high level of assurance, but is not a guarantee that an audit conducted in accordance with the Australian Auditing Standards will always detect a material misstatement when it exists. Misstatements can arise from fraud or error and are considered material if, individually or in the aggregate, they could reasonably be expected to influence the economic decisions of users taken on the basis of this financial report.

As part of an audit in accordance with the Australian Auditing Standards, I exercise professional judgement and maintain professional scepticism throughout the audit. I also:

- identify and assess the risks of material misstatement of the financial report, whether due to fraud or error, design and perform audit procedures responsive to those risks, and obtain audit evidence that is sufficient and appropriate to provide a basis for my opinion. The risk of not detecting a material misstatement resulting from fraud is higher than for one resulting from error, as fraud may involve collusion, forgery, intentional omissions, misrepresentations, or the override of internal control.
- obtain an understanding of internal control relevant to the audit in order to design audit procedures that are appropriate in the circumstances, but not for the purpose of expressing an opinion on the effectiveness of the council's internal control
- evaluate the appropriateness of accounting policies used and the reasonableness of accounting estimates and related disclosures made by the Councillors
- conclude on the appropriateness of the Councillors' use of the going concern basis of accounting and, based on the audit evidence obtained, whether a material uncertainty exists related to events or conditions that may cast significant doubt on the council's ability to continue as a going concern. If I conclude that a material uncertainty exists, I am required to draw attention in my auditor's report to the related disclosures in the financial report or, if such disclosures are inadequate, to modify my opinion. My conclusions are based on the audit evidence obtained up to the date of my auditor's report. However, future events or conditions may cause the council to cease to continue as a going concern.
- evaluate the overall presentation, structure and content of the financial report, including the disclosures, and whether the financial report represents the underlying transactions and events in a manner that achieves fair presentation.

I communicate with the Councillors regarding, among other matters, the planned scope and timing of the audit and significant audit findings, including any significant deficiencies in internal control that I identify during my audit.

Travis Derricott

as delegate for the Auditor-General of Victoria

MELBOURNE
 18 October 2024

COMPREHENSIVE INCOME STATEMENT FOR THE YEAR ENDED 30 JUNE 2024

	Note	2024 \$'000	2023 \$'000
Income			
Rates and charges	3.1	17,523	16,628
Statutory fees and fines	3.2	477	564
User fees	3.3	1,668	1,936
Grants – operating	3.4	7,486	12,419
Grants – capital	3.4	5,162	8,848
Contributions – monetary	3.5	191	271
Contributions – non monetary	3.5	84	–
Other income	3.7	942	1,007
Total income		33,534	41,673
Expenses			
Employee costs	4.1	16,030	15,459
Materials and services	4.2	13,824	13,926
Depreciation	4.3	7,951	6,849
Depreciation – right of use assets	4.4	58	62
Net loss on disposal of property, infrastructure, plant and equipment	3.6	740	64
Allowance for impairment losses	4.5	12	23
Borrowing costs	4.6	108	80
Finance costs – leases	4.7	13	15
Other expenses	4.8	351	360
Total expenses		39,087	36,838
Surplus/(deficit) for the year		(5,554)	4,835
Other comprehensive income			
Items that will not be reclassified to surplus or deficit in future periods			
Net asset revaluation gain/(loss)	6.2	17,036	43,420
Total other comprehensive income		17,036	43,420
Total comprehensive result		11,482	48,255

The above comprehensive income statement should be read in conjunction with the accompanying notes.

BALANCE SHEET

AS AT 30 JUNE 2024

	Note	2024 \$'000	2023 \$'000
Assets			
Current assets			
Cash and cash equivalents	5.1	676	5,180
Trade and other receivables	5.1	3,104	2,804
Other financial assets	5.1	-	11,500
Inventories	5.2	15	14
Prepayments	5.2	81	267
Non-current assets classified as held for sale	6.1	-	245
Other assets	5.2	719	868
Total current assets		4,595	20,878
Non-current assets			
Property, infrastructure, plant and equipment	6.2	427,398	405,571
Right-of-use assets	5.8	312	354
Total non-current assets		427,710	405,925
Total assets		432,305	426,803
Liabilities			
Current liabilities			
Trade and other payables	5.3	2,951	4,850
Trust funds and deposits	5.3	687	653
Contract and other liabilities	5.3	4,089	8,240
Provisions	5.5	3,230	2,881
Interest-bearing liabilities	5.4	2,089	-
Lease liabilities	5.8	68	79
Total current liabilities		13,114	16,704
Non-current liabilities			
Provisions	5.5	258	596
Interest-bearing liabilities	5.4	-	2,089
Lease liabilities	5.8	238	267
Total non-current liabilities		496	2,952
Total liabilities		13,610	19,656
Net assets		418,695	407,147
Equity			
Accumulated surplus		128,662	134,324
Reserves	9.1	290,033	272,823
Total Equity		418,695	407,147

The above balance sheet should be read in conjunction with the accompanying notes.

STATEMENT OF CHANGES IN EQUITY

FOR THE YEAR ENDED 30 JUNE 2024

	Note	Total \$'000	Accumulated Surplus \$'000	Revaluation Reserve \$'000	Other Reserves \$'000
2024					
Balance at beginning of the financial year		407,147	134,324	272,295	528
Surplus/(deficit) for the year		(5,554)	(5,554)	-	-
Net asset revaluation gain/(loss)	6.2	17,036	-	17,036	-
Transfers to other reserves	9.1	66	(111)	-	177
		418,695	128,659	289,331	705
Balance at end of the financial year		418,695	128,659	289,331	705
2023					
Balance at beginning of the financial year		358,830	129,489	228,875	466
Surplus/(deficit) for the year		4,835	4,835	-	-
Net asset revaluation gain/(loss)	6.2	43,420	-	43,420	-
Transfers to other reserves	9.1	62	-	-	62
		407,147	134,324	272,295	528
Balance at end of the financial year		407,147	134,324	272,295	528

The above statement of changes in equity should be read in conjunction with the accompanying notes.

STATEMENT OF CASH FLOWS FOR THE YEAR ENDED 30 JUNE 2024

	Note	2024 Inflows/ (Outflows) \$'000	2023 Inflows/ (Outflows) \$'000
Cash flows from operating activities			
Rates and charges		15,235	16,547
Statutory fees and fines		477	565
User fees		1,820	2,160
Grants – operating		5,647	8,846
Grants – capital		5,161	12,421
Contributions – monetary		531	271
Other receipts		540	488
Net GST refund/payment		2,202	2,314
Employee costs		(15,996)	(14,842)
Materials and services		(17,840)	(17,923)
Trust funds and deposits repaid		34	(153)
Other payments		(351)	(360)
Net cash provided by/(used in) operating activities		(2,540)	10,334
Cash flows from investing activities			
Payments for property, infrastructure, plant and equipment	6.2	(13,502)	(14,795)
Proceeds from sale of property, infrastructure, plant and equipment		245	-
Proceeds from sale of investments		11,500	5,500
Net cash provided by/(used in) investing activities		(2,002)	(9,295)
Cash flows from financing activities			
Finance costs		93	439
Repayment of lease liabilities		(55)	150
Net cash provided by/(used in) financing activities		38	589
Net increase (decrease) in cash and cash equivalents		(4,504)	1,628
Cash and cash equivalents at the beginning of the financial year		5,180	3,552
Cash and cash equivalents at the end of the financial year		676	5,180
Financing arrangements	5.6		

The above statement of cash flows should be read in conjunction with the accompanying notes.

STATEMENT OF CAPITAL WORKS FOR THE YEAR ENDED 30 JUNE 2024

	Note	2024 \$'000	2023 \$'000
Property			
Land improvements		4,201	2,202
Total land		4,201	2,202
Buildings		1,624	7,610
Total buildings		1,624	7,610
Total property		5,825	9,812
Plant and equipment			
Plant, machinery and equipment		363	224
Fixtures, fittings and furniture		28	152
ICT devices and infrastructure		127	210
Total plant and equipment		518	586
Infrastructure			
Roads		6,095	2,748
Footpaths and cycleways		243	142
Drainage		170	1,130
Kerb and channel		170	59
Minor culverts		(9)	27
Aerodromes		122	11
Traffic control facilities		38	36
Other infrastructure		5	55
Total infrastructure		6,833	4,208
Total capital works expenditure		13,176	14,606
Represented by:			
New asset expenditure		788	2,921
Asset renewal expenditure		8,858	4,030
Asset expansion expenditure		120	1,522
Asset upgrade expenditure		3,410	6,133
Total capital works expenditure		13,176	14,606

NOTES TO THE FINANCIAL REPORT FOR THE YEAR ENDED 30 JUNE 2024

Note 1: Overview

Introduction

The Central Goldfields Shire Council was established by an Order of the Governor in Council on 19 January 1995 and is a body corporate.

The Council's main office is located at 22 Nolan Street, Maryborough, Victoria, 3465.

Statement of compliance

These financial statements are a general purpose financial report that consists of a Comprehensive Income Statement, Balance Sheet, Statement of Changes in Equity, Statement of Cash Flows, Statement of Capital Works and Notes accompanying these financial statements. The general purpose financial report complies with the Australian Accounting Standards (AAS), other authoritative pronouncements of the Australian Accounting Standards Board, the *Local Government Act 2020*, and the *Local Government (Planning and Reporting) Regulations 2020*.

The Council is a not-for-profit entity and therefore applies the additional AUS paragraphs applicable to a not-for-profit entity under the Australian Accounting Standards.

Accounting policy information

1.1 Basis of accounting

Accounting policies are selected and applied in a manner which ensures that the resulting financial information satisfies the concepts of relevance and reliability, thereby ensuring that the substance of the underlying transactions or other events is reported. Specific accounting policies applied are disclosed in sections where the related balance or financial statement matter is disclosed.

The accrual basis of accounting has been used in the preparation of these financial statements, except for the cash flow information, whereby assets, liabilities, equity, income and expenses are recognised in the reporting period to which they relate, regardless of when cash is received or paid.

The financial statements are based on the historical cost convention unless a different measurement basis is specifically disclosed in the notes to the financial statements.

The financial statements have been prepared on an ongoing concern basis. The financial statements are in Australian dollars. The amounts presented in the financial statements have been rounded to the nearest thousand dollars unless otherwise specified. Minor discrepancies in tables between totals and the sum of components are due to rounding.

Judgements, estimates and assumptions are required to be made about the carrying values of assets and liabilities that are not readily apparent from other sources. The estimates and associated judgements are based on professional judgement derived from historical experience and various other factors that are believed to be reasonable under the circumstances. Actual results may differ from these estimates.

Revisions to accounting estimates are recognised in the period in which the estimate is revised and also in future periods that are affected by the revision. Judgements and assumptions made by management in the application of AAS's that have significant effects on the financial statements and estimates relate to:

- the fair value of land, buildings, infrastructure, plant and equipment (refer to Note 6.2)
- the determination of depreciation for buildings, infrastructure, plant and equipment (refer to Note 6.2)
- the determination of employee provisions (refer to Note 5.5)
- the determination of landfill provisions (refer to Note 5.5)
- the determination of whether performance obligations are sufficiently specific so as to determine whether an arrangement is within the scope of AASB 15 Revenue from Contracts with Customers or AASB 1058 Income of Not-for-Profit Entities (refer to Note 3)
- the determination, in accordance with AASB 16 Leases, of the lease term, the estimation of the discount rate when not implicit in the lease and whether an arrangement is in substance short-term or low value (refer to Note 5.8)
- whether or not AASB 1059 Service Concession Arrangements: Grantors is applicable

Unless otherwise stated, all accounting policies are consistent with those applied in the prior year. Where appropriate, comparative figures have been amended to accord with current presentation, and disclosure has been made of any material changes to comparatives.

Goods and Services Tax (GST)

Income and expenses are recognised net of the amount of associated GST. Receivables and payables are stated inclusive of the amount of GST receivable or payable. The net amount of GST recoverable from, or payable to, the taxation authority is included with other receivables or payables in the balance sheet.

Note 1: Overview

Ongoing Financial Performance

- The Federal Government Financial Assistance Grants are a key revenue source for Council. The timing of the grant payment meant that funds assumed in the 2023-2024 financial year of \$5m were delayed and were received on 5 July 2024 impacting the 2023-2024 financial result.
- The existing borrowings facility of \$2.1m matures on 23 June 2025 with the ability to refinance the facility subject to other cashflows and financial performance over the 2024-2025 financial year. The facility has been refinanced previously on 17 May 2023.
- The 2024-2025 budget includes borrowings of \$1m in 2024-2025 and a further \$1.5m in 2025-2026 to deliver capital works under an approved facility with Treasury Corporation Victoria. The borrowings included in the budget are contingent on grant funding and further consultation and advocacy for the Maryborough Outdoor Pool and Deledio Reserve projects.
- The overall 2024-2025 Capital Works program is funded via various means including rates and charges, receivables collections, borrowings and government funding. The delivery of the program can be delayed as required in response to these funding sources.
- Council has incurred costs relating to natural disasters and have lodged claims with the state government (Natural Disaster Financial Assistance) for reimbursement of eligible expenditure of \$1.2m and that subject to the claims being approved the council expects a receipt of funds to occur during 2024-25 or a future year.
- Council adopted a Financial Sustainability Strategy as part its 2024-2025 budget process identifying the ongoing sustainability challenges and strategies to mitigate those challenges.

In light of the above matters the council considers the preparation of the financial report on a going concern basis to be appropriate.

NOTES TO THE FINANCIAL REPORT FOR THE YEAR ENDED 30 JUNE 2024

Note 2: Analysis of our results

2.1 Performance against budget

The performance against budget notes compare Council's Financial Plan, expressed through its Annual Budget, with actual performance. The *Local Government (Planning and Reporting) Regulations 2020* requires explanation of any material variances. Council has adopted a materiality threshold of the lower of 5 percent or \$500,000 where further explanation is warranted. Explanations have not been provided for variations below the materiality threshold unless the variance is considered to be material because of its nature.

These notes are prepared to meet the requirements of the *Local Government Act 2020* and the *Local Government (Planning and Reporting) Regulations 2020*.

2.1.1 Income and expenditure

	Budget 2024 \$'000	Actual 2024 \$'000	Variance \$'000	Variance %	Ref
Income					
Rates and charges	17,639	17,523	(116)	-1%	
Statutory fees and fines	663	477	(186)	-28%	1, 2
User fees	1,859	1,668	(191)	-10%	
Grants – operating	10,378	7,486	(2,892)	-28%	3, 4
Grants – capital	12,340	5,163	(7,177)	-58%	5
Contributions – monetary	128	191	63	50%	
Contributions – non monetary	–	84	84	0%	
Net gain/(loss) on disposal of property, infrastructure, plant and equipment	–	(740)	(740)	0%	6
Other income	831	942	111	13%	
Total income	43,838	32,793	(11,045)	(0)	
Expenses					
Employee costs	16,111	16,030	(82)	-1%	
Materials and services	10,615	13,824	3,209	30%	7
Depreciation	7,091	7,951	860	12%	8, 9, 10
Depreciation – right of use assets	21	58	37	175%	
Allowance for impairment losses	2	12	10	476%	
Borrowing costs	36	108	72	202%	
Finance costs – leases	–	13	13	0%	
Other expenses	359	351	(8)	-2%	
Total expenses	34,234	38,347	4,112	0	
Surplus/(deficit) for the year	9,603	(5,554)	(15,158)	(2)	

Note 2: Analysis of our results

(i) Explanation of material variations

- \$60,000 decrease on anticipated fees notably due to parking. Parking fines were reintroduced in the 2023-2024 financial year and a thorough and well planned education piece with the community has resulted in less fines issued
- \$78,000 decrease on building permits and \$19,000 decrease on building information certificates relating to reduced requests to Council
- \$5 million reduction in Federal Assistance Grant paid in July 2024. Whilst this payment relates to the 2024-2025 year, the budget assumed historical prepayment of the grant would continue (assumed to be paid in June 2024). As these grants are untied, they must be accounted for in the year they are received, meaning that 2024-2025 grant has been paid in correct period and the expectation that this will continue.
- \$1.7 million reallocation of flood recovery funding from capital to operating grants
- \$6.8 million reallocation of flood recovery funding from capital to operating grants. Budget was \$6.8 million as compared to actuals (classified as operating above) of \$1.7 million. A review of flood recovery was undertaken during the year with a report presented to Council in April 2024 noting the significant variance in initial flood repair estimates as compared to works to be undertaken.
- Loss on disposal of assets due to renewal of road, kerb and channel, pathways, drainage and minor culverts from Roads to Recovery project and other infrastructure capital projects.
- Significant increase in material and service was due to backfill of position for around \$713,000; Emergency event and reactive work has also caused an increase in this area by \$271,000. Another increase of \$400,000 was the cleaning services and a number of grant funded projects which were expected to be finalised in the prior year, creating a timing difference of \$300,000
- \$280,000 revaluation of infrastructure assets undertaken at the end of 2022-2023. Revaluation was not complete at time of adopting budget
- \$232,000 additional depreciation relating to new assets finalised during the year
- \$300,000 correction of plant and equipment depreciation following a review of asset useful lives

NOTES TO THE FINANCIAL REPORT FOR THE YEAR ENDED 30 JUNE 2024

Note 2: Analysis of our results

2.1.2 Capital works

	Budget 2024 \$'000	Actual 2024 \$'000	Variance \$'000	Variance %	Ref
Property					
Land	-	-	-	0%	
Land improvements	3,104	4,201	1,097	35%	1
Total land	3,104	4,201	1,097	35%	
Buildings	2,702	1,624	(1,078)	-40%	
Building improvements	-	-	-	0%	
Total buildings	2,702	1,624	(1,078)	-40%	
Total property	5,806	5,825	19	0%	
Plant and equipment					
Plant, machinery and equipment	825	363	(462)	-56%	
Fixtures, fittings and furniture	-	28	28	0%	
Computers and telecommunications	1,042	127	(915)	-88%	
Total plant and equipment	1,867	518	(1,349)	-72%	2,3
Infrastructure					
Roads	10,013	6,095	(3,918)	-39%	4
Bridges	96	-	(96)	-100%	
Footpaths and cycleways	220	242	22	10%	
Drainage	270	331	61	23%	
Recreational, leisure and community facilities	-	-	-	0%	
Waste management	-	-	-	0%	
Parks, open space and streetscapes	15	-	(15)	-100%	
Aerodromes	220	122	(98)	-45%	
Off street car parks	-	-	-	0%	
Other infrastructure	41	43	2	5%	
Total infrastructure	10,875	6,833	(4,042)	-37%	
Total capital works expenditure	18,548	13,176	(5,372)	-29%	
Represented by:					
New asset expenditure	1,137	788	(349)	-31%	
Asset renewal expenditure	13,990	8,858	(5,132)	-37%	
Asset expansion expenditure	-	120	120	0%	
Asset upgrade expenditure	3,421	3,410	(11)	0%	
Total capital works expenditure	18,548	13,176	(5,372)	-29%	

Note 2: Analysis of our results

(i) Explanation of material variations

Variance Ref	Item	Explanation
1	Land Improvement	\$1.09 million increase in land improvement relates to completion of grant funded project from Federal Government's Local Road & Community Infrastructure Program – pool upgrades at Dunolly, Talbot and Maryborough Sports and Leisure Centre and Deledio Reserve Netball Courts upgrade
2	Plant and Equipment	\$460,000 decrease in plant capital spend relating to the delay of purchased vehicles, notably two trucks and a street sweeper
3	Plant and Equipment	\$915,000 decrease in capital spend relating the uplift of financial management systems and IT strategy. Whilst the financial management project is well underway, it is not anticipated to be completed until the end of the 2024-2025 financial year. The IT strategy is due to be adopted by Council prior to caretaker period
4	Roads	\$2.5 million decrease in road works budgeted relating to flood recovery works. This follows the same review undertaken and adopted by Council in April 2024

2.2 Analysis of Council results by program

Council delivers its functions and activities through the following programs.

2.2.1 Community

Operation and maintenance of community buildings, local laws, compliance (incorporating fire prevention, environmental health, school crossings, immunisation and planning compliance), emergency management and Go Goldfields.

Health and Human Services

Administration of Goldfields Family Centre (incorporating family day care, long day care, kindergarten and supported playgroups), maternal and child health, aged care services (for part of the 2023-2024 year) and youth services.

Economic Development

Promotion of tourism, including the Visitor Information Centre, Energy Breakthrough and other events, economic development and strategic planning, administration of VicRoads, statutory planning and building control.

Culture and Heritage

Operation and maintenance of civic halls, Maryborough Regional Library and the Central Goldfields Art Gallery as well as promotion of cultural and heritage activities.

Recreation and Leisure

Operation and maintenance of parks and gardens, playgrounds, sporting and natural reserves, indoor recreation centres and swimming pools.

Transport

Administration, operation and maintenance of Maryborough Aerodrome (ALA), road networks, pathways, kerb and channelling, street beautification, street lighting, bicycle facilities, parking and maintenance of depots and plant, vehicles and machinery and drainage maintenance.

Waste

Administration, operation and maintenance of waste disposal, waste water operation and maintenance, recycling, and public conveniences.

Administration

Shire management including corporate planning, governance, community engagement (including customer service), people and culture services, contract management and purchasing. Corporate Services including operation and maintenance of administration office, records management, information technology, property and management, financial services including administration of council finances, bank accounts, investments and loans.

NOTES TO THE FINANCIAL REPORT FOR THE YEAR ENDED 30 JUNE 2024

Note 2: Analysis of our results

2.2.2 Summary of income, expenses, assets and capital expenses by program

	Income \$'000	Expenses \$'000	Income / (Deficit) \$'000	Grants included in income \$'000	Total assets \$'000
2024					
Community	3,890	4,943	(1,053)	3,172	23,253
Health and Human Services	4,280	5,544	(1,264)	3,614	260
Economic Development	271	744	(473)	271	9,191
Culture and Heritage	188	931	(743)	179	31,998
Recreation and Leisure	129	980	(851)	-	7,256
Transport	203	12,031	(11,828)	148	7,412
Waste	4,446	3,328	1,118	40	352,644
Administration	20,126	10,586	9,540	5,224	291
	33,533	39,087	(5,554)	12,648	432,305
	Income \$'000	Expenses \$'000	Income / (Deficit) \$'000	Grants included in income \$'000	Total assets \$'000
2023					
Community	3,481	4,794	(1,313)	2,656	9,074
Health and Human Services	3,919	5,392	(1,473)	2,883	257
Economic Development	1,845	998	847	1,845	7,317
Culture and Heritage	1,417	882	535	1,409	7,164
Recreation and Leisure	2,932	1,113	1,819	2,862	31,591
Transport	5,058	10,460	(5,402)	5,009	348,155
Waste	4,015	2,842	1,173	62	287
Administration	19,006	10,357	8,649	4,542	22,958
	41,673	36,838	4,835	21,268	426,803

Note 3: Funding for the delivery of our services

Council uses Capital Improved Value (CIV) as the basis of valuation of all properties within the municipal district. The CIV of a property is its market value (land and building included).

The valuation base used to calculate general rates for 2023-2024 was \$4,151 million (2022-2023 \$3,550 million).

	2024 \$'000	2023 \$'000
General rates	11,683	11,173
Municipal charge	1,669	1,654
Waste management charge	4,059	3,699
Interest on rates and charges	112	102
Total rates and charges	17,523	16,628

The date of the general revaluation of land for rating purposes within the municipal district was 1 January 2023 and the valuation was first applied in the rating year commencing 1 July 2023.

Annual rates and charges are recognised as income when Council issues annual rates notices. Supplementary rates are recognised when a valuation and reassessment is completed and a supplementary rates notice issued.

3.2 Statutory fees and fines

	2024 \$'000	2023 \$'000
Infringements and costs	41	27
Registrations	162	167
Town planning fees	162	212
Land information certificates	18	17
Permits	94	141
Total statutory fees and fines	477	564

Statutory fees and fines (including parking fees and fines) are recognised as income when the service has been provided, the payment is received, or when the penalty has been applied, whichever first occurs.

NOTES TO THE FINANCIAL REPORT FOR THE YEAR ENDED 30 JUNE 2024

	2024 \$'000	2023 \$'000
Note 3: Funding for the delivery of our services		
3.3 User fees		
Aged and health services	148	414
VicRoads Agency Fees	236	276
Leisure centre and recreation	44	40
Child care/children's programs	454	583
Registration and other permits	14	21
Waste management services	291	232
Leases	157	122
Energy Breakthrough	153	141
Vaccinations	26	18
Other fees and charges	145	89
Total user fees	1,668	1,936
User fees by timing of revenue recognition		
User fees recognised over time	-	-
User fees recognised at a point in time	1,668	1,936
Total user fees	1,668	1,936

User fees are recognised as revenue at a point in time, or over time, when (or as) the performance obligation is satisfied. Recognition is based on the underlying contractual terms.

	2024 \$'000	2023 \$'000
Note 3: Funding for the delivery of our services		
3.4 Funding from other levels of government		
Grants were received in respect of the following:		
Summary of grants		
Commonwealth funded grants	2,689	7,633
State funded grants	9,959	13,635
Total grants received	12,648	21,268
(a) Operating Grants		
Recurrent – Commonwealth Government		
Financial Assistance Grants – General	152	4,442
Financial Assistance Grants – Roads	68	1,952
General home care	854	419
Heritage & Culture	10	-
Recurrent – State Government		
Health and Human Services	2,068	1,760
Aged care	122	214
School crossing supervisors	46	43
Libraries	165	165
Maternal and child health	403	239
Community safety	164	151
Youth	222	170
Economic Development	7	-
Environment	62	16
Total recurrent operating grants	4,343	9,571
Non-recurrent – Commonwealth Government		
Heritage and Culture	-	25
Non-recurrent – State Government		
Economic Development	331	517
Youth	59	75
Community Safety	1,896	1,355
Libraries	14	3
Heritage and Culture	12	117
Maternal and Child Health	-	1
Recreation	86	-
Family and children	693	713
Environment	52	42
Total non-recurrent operating grants	3,143	2,848
Total operating grants	7,486	12,419

NOTES TO THE FINANCIAL REPORT FOR THE YEAR ENDED 30 JUNE 2024

	2024 \$'000	2023 \$'000
Note 3: Funding for the delivery of our services		
3.4 Funding from other levels of government (continued)		
(b) Capital Grants		
Recurrent – Commonwealth Government		
Roads to recovery	1,579	790
Recurrent – State Government		
Aged Care	–	23
Total recurrent capital grants	1,579	813
Non-recurrent – Commonwealth Government		
Buildings	26	5
Transport	–	780
Non-recurrent – State Government		
Buildings	543	2,496
Drainage	75	939
Recreation	2,413	3,618
Plant, Machinery and Equipment	73	–
Transport	25	–
Waste and Environment	428	197
Total non-recurrent capital grants	3,583	8,035
Total capital grants	5,162	8,848
(c) Recognition of grant income		
Before recognising funding from government grants as revenue the Council assesses whether there is a contract that is enforceable and has sufficiently specific performance obligations in accordance with AASB 15 Revenue from Contracts with Customers. When both these conditions are satisfied, the Council:		
<ul style="list-style-type: none"> identifies each performance obligation relating to revenue under the contract/agreement determines the transaction price recognises a contract liability for its obligations under the agreement recognises revenue as it satisfies its performance obligations, at the point in time or over time when services are rendered. 		
Where the contract is not enforceable and/or does not have sufficiently specific performance obligations, the Council applies AASB 1058 Income of Not-for-Profit Entities.		
Grant revenue with sufficiently specific performance obligations is recognised over time as the performance obligations specified in the underlying agreement are met. Where performance obligations are not sufficiently specific, grants are recognised on the earlier of receipt or when an unconditional right to receipt has been established. Grants relating to capital projects are generally recognised progressively as the capital project is completed. The following table provides a summary of the accounting framework under which grants are recognised.		
Income recognised under AASB 1058 Income of Not-for-Profit Entities		
General purpose	220	6,395
Specific purpose grants to acquire non-financial assets	5,162	8,847
Other specific purpose grants	7,266	6,026
Revenue recognised under AASB 15 Revenue from Contracts with Customers		
Specific purpose grants	–	–
	12,648	21,268

	2024 \$'000	2023 \$'000
Note 3: Funding for the delivery of our services		
3.4 Funding from other levels of government (continued)		
(d) Unspent grants received on condition that they be spent in a specific manner		
Operating		
Balance at start of year	3,755	2,212
Received during the financial year and remained unspent at balance date	587	3,755
Received in prior years and spent during the financial year	-2,425	-2,212
Balance at year end	1,917	3,755
Capital		
Balance at start of year	4,309	9,534
Received during the financial year and remained unspent at balance date	883	4,309
Received in prior years and spent during the financial year	-3,359	-9,534
Balance at year end	1,833	4,309
Unspent grants are determined and disclosed on a cash basis.		
3.5 Contributions		
Monetary	192	271
Non-monetary	84	–
Total contributions	276	271
Contributions of non monetary assets were received in relation to the following asset classes.		
Drainage	84	–
Total non-monetary contributions	84	–
Monetary and non monetary contributions are recognised as income at their fair value when Council obtains control over the contributed asset.		
3.6 Net gain/(loss) on disposal of property, infrastructure, plant and equipment		
Proceeds of sale	29	168
Written down value of assets disposed	(769)	(232)
Total net gain/(loss) on disposal of property, infrastructure, plant and equipment	(740)	(64)
The profit or loss on sale of an asset is determined when control of the asset has passed to the buyer.		
3.7 Other income		
Interest	402	519
Other rent	29	21
Other	511	467
Total other income	942	1,007
Interest is recognised as it is earned.		
Other income is measured at the fair value of the consideration received or receivable and is recognised when Council gains control over the right to receive the income.		

NOTES TO THE FINANCIAL REPORT FOR THE YEAR ENDED 30 JUNE 2024

	2024 \$'000	2023 \$'000
Note 4: The cost of delivering services		
4.1 (a) Employee costs		
Wages and salaries	12,972	12,637
WorkCover	673	400
Superannuation	1,616	1,489
Fringe benefits tax	93	87
Long Service Leave	472	606
Other	203	240
Total employee costs	16,029	15,459
(b) Superannuation		
Council made contributions to the following funds:		
Defined benefit fund		
Employer contributions to Local Authorities Superannuation Fund (Vision Super)	68	65
	68	65
Employer contributions payable at reporting date.	-	-
Accumulation funds		
Employer contributions to Local Authorities Superannuation Fund (Vision Super)	588	641
Employer contributions – other funds	848	764
	1,436	1,405
Employer contributions payable at reporting date.	112	19
Contributions made exclude amounts accrued at balance date. Refer to note 9.3 for further information relating to Council's superannuation obligations.		
4.2 Materials and services		
Contractor – Waste	2,735	2,642
Contractor – Unified	689	686
Contractor – Cleaning	549	435
Contractor – other	6,751	6,968
Operating lease payments	33	20
Grants and contributions	564	336
Event Support – Energy Breakthrough	698	671
Insurance	498	448
Other materials and services	1,307	1,720
Total materials and services	13,824	13,926
Expenses are recognised as they are incurred and reported in the financial year to which they relate.		
4.3 Depreciation		
Property	2,137	1,696
Plant and equipment	649	255
Fixtures, fittings and furniture	293	275
Infrastructure	4,872	4,622
Total depreciation	7,951	6,848

Refer to note 5.2(c), 5.8 and 6.2 for a more detailed breakdown of depreciation and amortisation charges and accounting policy.

	2024 \$'000	2023 \$'000
Note 4: The cost of delivering services		
4.4 Depreciation – right of use assets		
Property	40	41
IT equipment	18	21
Total Depreciation – Right of use assets	58	62
4.5 Allowance for impairment losses		
Rates debtors	1	2
Other debtors	11	21
Total allowance for impairment losses	12	23
Movement in allowance for impairment losses in respect of debtors		
Balance at the beginning of the year	(15)	(21)
New allowances recognised during the year	(11)	(21)
Amounts already allowed for and written off as uncollectable	19	27
Balance at end of year	(7)	(15)
An allowance for impairment losses in respect of debtors is recognised based on an expected credit loss model. This model considers both historic and forward looking information in determining the level of impairment.		
4.6 Borrowing costs		
Interest – Borrowings	108	80
Total borrowing costs	108	80
Borrowing costs are recognised as an expense in the period in which they are incurred, except where they are capitalised as part of a qualifying asset constructed by Council.		
4.7 Finance costs – leases		
Interest – Lease Liabilities	13	15
Total finance costs	13	15
4.8 Other expenses		
Auditors' remuneration – VAGO – audit of the financial statements, performance statement and grant acquittals	49	47
Auditors' remuneration – Internal Audit	34	57
Councillors' allowances	268	256
Total other expenses	351	360

NOTES TO THE FINANCIAL REPORT FOR THE YEAR ENDED 30 JUNE 2024

	2024 \$'000	2023 \$'000
Note 5: investing in and financing our operations		
5.1 Financial assets		
(a) Cash and cash equivalents		
Cash on hand	1	1
Cash at bank	675	5,179
Total cash and cash equivalents	676	5,180
(b) Other financial assets		
Current		
Term deposits	-	11,500
Total current other financial assets	-	11,500
Non-current		
Term deposits	-	-
Total non-current other financial assets	-	-
Total other financial assets	-	11,500
Total cash and cash equivalents and other financial assets	676	16,680
Cash and cash equivalents include cash on hand, deposits at call, and other highly liquid investments with original maturities of three months or less, net of outstanding bank overdrafts.		
Other financial assets are valued at fair value, at balance date. Term deposits are measured at original cost. Any unrealised gains and losses on holdings at balance date are recognised as either a revenue or expense.		
Other financial assets include term deposits and those with original maturity dates of three to 12 months are classified as current, whilst term deposits with maturity dates greater than 12 months are classified as non-current.		
(c) Trade and other receivables		
Current		
<i>Statutory receivables</i>		
Rates debtors	2,443	2,130
Infringement debtors	21	19
<i>Non statutory receivables</i>		
Employee related debtors	11	13
Families and childcare	48	59
Private works	-	2
Aged Care	1	35
Other debtors	587	561
Allowance for expected credit loss – other debtors	(7)	(15)
Total current trade and other receivables	3,104	2,804
Total trade and other receivables	3,104	2,804
Short term receivables are carried at invoice amount. An allowance for expected credit losses is recognised based on past experience and other objective evidence of expected losses. Long term receivables are carried at amortised cost using the effective interest rate method.		

	2024 \$'000	2023 \$'000
Note 5: investing in and financing our operations		
5.1 Financial assets (continued)		
(d) Ageing of Receivables		
The ageing of the Council's trade and other receivables (excluding statutory receivables) that are not impaired was:		
Current (not yet due)	570	605
Past due by up to 30 days	26	11
Past due between 31 and 180 days	65	27
Past due between 181 and 365 days	-	45
Total trade and other receivables	661	688
(e) Ageing of individually impaired Receivables		
At balance date, other debtors representing financial assets with a nominal value of \$7,000 (2023: \$15,000) were impaired. The amount of the allowance raised against these debtors was \$7,000 (2023: \$15,000). They individually have been impaired as a result of their doubtful collection. Many of the long outstanding past due amounts have been lodged with Council's debt collectors or are on payment arrangements.		
The ageing of receivables that have been individually determined as impaired at reporting date was:		
Past due by more than 1 year	(7)	15
Total trade & other receivables	(7)	15
5.2 Non-financial assets		
(a) Inventories		
Inventories held for distribution	15	14
Total inventories	15	14
Inventories held for distribution are measured at cost, adjusted when applicable for any loss of service potential. All other inventories, including land held for sale, are measured at the lower of cost and net realisable value. Where inventories are acquired for no cost or nominal consideration, they are measured at current replacement cost at the date of acquisition.		
(b) Other assets		
Prepayments	81	267
Accrued Income	13	226
Other	706	642
Total other assets	800	1,135

NOTES TO THE FINANCIAL REPORT FOR THE YEAR ENDED 30 JUNE 2024

	2024 \$'000	2023 \$'000
Note 5: investing in and financing our operations		
5.3 Payables, trust funds and deposits and contract and other liabilities		
(a) Trade and other payables		
Current		
<i>Non-statutory payables</i>		
Trade payables	2,372	3,482
Accrued expenses	574	802
Accrued interest	2	3
<i>Statutory payables</i>		
Accrued salaries and wages	3	563
Total current trade and other payables	2,951	4,850
(b) Trust funds and deposits		
Current		
Refundable deposits	43	38
Fire services levy	383	321
Retention amounts	261	294
Total current trust funds and deposits	687	653
(c) Contract and other liabilities		
Contract liabilities		
Current		
Grants received in advance – operating	1,917	3,755
Grants received in advance – capital	1,833	4,309
Other	339	176
Total contract liabilities	4,089	8,240
Total contract and other liabilities	4,089	8,240

Trust funds and deposits

Amounts received as deposits and retention amounts controlled by Council are recognised as trust funds until they are returned, transferred in accordance with the purpose of the receipt, or forfeited. Trust funds that are forfeited, resulting in council gaining control of the funds, are to be recognised as revenue at the time of forfeit.

Contract liabilities

Contract liabilities reflect consideration received in advance from customers in respect of grant funded projects. Contract liabilities are derecognised and recorded as revenue when promised goods and services are transferred to the customer. Refer to Note 3.

Purpose and nature of items

Fire Service Levy – Council is the collection agent for fire services levy on behalf of the State Government. Council remits amounts received on a quarterly basis. Amounts disclosed here will be remitted to the state government in line with that process.

Retention Amounts – Council has a contractual right to retain certain amounts until a contractor has met certain requirements or a related warrant or defect period has elapsed. Subject to the satisfactory completion of the contractual obligations, or the elapsing of time, these amounts will be paid to the relevant contractor in line with Council's contractual obligations.

	2024 \$'000	2023 \$'000
Note 5: investing in and financing our operations		
5.4 Interest-bearing liabilities		
Current		
Other borrowings – secured	2,089	–
Total current interest-bearing liabilities	2,089	–
Non-current		
Other borrowings – secured	–	2,089
Total non-current interest-bearing liabilities	–	2,089
Total	2,089	2,089
(a) The maturity profile for Council's borrowings is:		
Not later than one year	2,089	–
Later than one year and not later than five years	–	2,089
Later than five years	–	–
	2,089	2,089

Borrowings are initially measured at fair value, being the cost of the interest bearing liabilities, net of transaction costs. The measurement basis subsequent to initial recognition depends on whether the Council has categorised its interest-bearing liabilities as either financial liabilities designated at fair value through the profit and loss, or financial liabilities at amortised cost. Any difference between the initial recognised amount and the redemption value is recognised in net result over the period of the borrowing using the effective interest method.

The classification depends on the nature and purpose of the interest bearing liabilities. Council determines the classification of its interest bearing liabilities based on contractual repayment terms at every balance date.

NOTES TO THE FINANCIAL REPORT FOR THE YEAR ENDED 30 JUNE 2024

Note 5: investing in and financing our operations

5.5 Provisions

	Employee \$ '000	Gravel Pit Rehabilitation \$ '000	Total \$ '000
2024			
Balance at beginning of the financial year	3,391	85	3,476
Additional provisions	1,809	–	1,809
Amounts used	(1,774)	–	(1,774)
Change in the discounted amount arising because of time and the effect of any change in the discount rate	–	(23)	(23)
Balance at the end of the financial year	3,426	62	3,488
<i>Provisions – current</i>	3,230	–	3,230
<i>Provisions – non-current</i>	196	62	258
2023			
Balance at beginning of the financial year	2,689	86	2,775
Additional provisions	2,015	–	2,015
Amounts used	(1,313)	–	(1,313)
Change in the discounted amount arising because of time and the effect of any change in the discount rate	–	(1)	–
Balance at the end of the financial year	3,391	85	3,477
<i>Provisions – current</i>	2,881	–	2,881
<i>Provisions – non-current</i>	511	85	596
		2024	2023
		\$'000	\$'000
Current provisions expected to be wholly settled within 12 months		936	969
Annual leave		265	1,912
Long service leave		1,201	2,881
Current provisions expected to be wholly settled after 12 months		291	263
Annual leave		1,738	–
Long service leave		2,029	263
Total current employee provisions		3,230	3,144
Non-current		196	248
Long service leave		196	248
Total non-current employee provisions		196	248
Aggregate carrying amount of employee provisions:			
Current		3,230	2,881
Non-current		196	511
Total aggregate carrying amount of employee provisions		3,426	3,392

The calculation of employee costs and benefits includes all relevant on-costs and are calculated as follows at reporting date.

Note 5: investing in and financing our operations

5.5 Provisions (continued)

Annual leave

A liability for annual leave is recognised in the provision for employee benefits as a current liability because the Council does not have an unconditional right to defer settlement of the liability. Liabilities for annual leave are measured at:

- nominal value if the Council expects to wholly settle the liability within 12 months
- present value if the Council does not expect to wholly settle within 12 months.

Liabilities that are not expected to be wholly settled within 12 months of the reporting date are recognised in the provision for employee benefits as current liabilities, measured at the present value of the amounts expected to be paid when the liabilities are settled using the remuneration rate expected to apply at the time of settlement.

Long service leave

Liability for long service leave (LSL) is recognised in the provision for employee benefits. Unconditional LSL is disclosed as a current liability as the Council does not have an unconditional right to defer settlement. Unconditional LSL is measured at nominal value if expected to be settled within 12 months or at present value if not expected to be settled within 12 months. Conditional LSL that has been accrued, where an employee is yet to reach a qualifying term of employment, is disclosed as a non-current liability and measured at present value.

Key assumptions:

– discount rate	4.348%	4.063%
– index rate	4.450%	4.350%

(b) Gravel pit restoration

	2024 \$'000	2023 \$'000
Non-current	62	85
	62	85

Council is obligated to restore a gravel pit site to a particular standard. The forecast life of the site is based on current estimates of remaining capacity and the forecast rate of infill. The provision for gravel pit restoration has been calculated based on the present value of the expected cost of works to be undertaken. The expected cost of works has been estimated based on current understanding of work required to reinstate the site to a suitable standard. Accordingly, the estimation of the provision required is dependent on the accuracy of the forecast timing of the work, work required and related costs.

Council reviews the gravel pit restoration provision on an annual basis, including the key assumptions listed below.

Key assumptions:

– discount rate	1.40%	4.063%
– index rate	3.60%	6.000%

5.6 Financing arrangements

The Council has the following funding arrangements in place as at 30 June 2024

Borrowings	2,089	2,089
Credit card facilities	50	50
Bank Guarantees	600	600
Total facilities	2,739	2,739
Used facilities	2,610	2,610
Unused facilities	130	130

NOTES TO THE FINANCIAL REPORT FOR THE YEAR ENDED 30 JUNE 2024

Note 5: investing in and financing our operations

5.7 Commitments

The Council has entered into the following commitments. Commitments are not recognised in the Balance Sheet. Commitments are disclosed at their nominal value and presented inclusive of the GST payable.

(a) Commitments for expenditure

	Not later than 1 year	Later than 1 year and not later than 2 years	Later than 2 years and not later than 5 years	Total
	\$'000	\$'000	\$'000	\$'000
2024				
Operating				
Waste Collection	2,145	2,146	4,827	9,118
Transfer station operation	1,501	1,251	–	2,752
Management of council facilities	722	722	–	1,444
IT backup	42	41	–	83
Internal Audit services	45	45	16	106
Consultancies	12	2	–	14
Total	4,467	4,207	4,843	13,517
Capital				
Aerodrome	183	–	–	183
Buildings	770	–	–	770
Computers and telecommunications	497	–	–	497
Land improvements	702	–	–	702
Total	2,152	–	–	2,152
2023				
Operating				
Management of council facilities	722	722	722	2,166
Greenhouse reporting	3	3	3	9
Garbage collection	774	–	–	774
IT backup	42	42	42	126
Consultancies	712	–	–	712
WorkCover services	80	–	–	80
Cleaning contracts for council buildings	200	–	–	200
Meals for delivery	108	–	–	108
Total	2,641	767	767	4,175
Capital				
Buildings	88	–	–	88
Other infrastructure	1,089	–	–	1,089
Plant and equipment	500	–	–	500
Recreation	2,112	–	–	2,112
Roads	1,499	–	–	1,499
Drainage	1,200	–	–	1,200
Total	6,488	–	–	6,488

Note 5: investing in and financing our operations

5.8 Leases

At inception of a contract, Council assesses whether a contract is, or contains, a lease. A contract is, or contains, a lease if the contract conveys the right to control the use of an identified asset for a period of time in exchange for consideration. To identify whether a contract conveys the right to control the use of an identified asset, it is necessary to assess whether:

- The contract involves the use of an identified asset;
- Council has the right to obtain substantially all of the economic benefits from use of the asset throughout the period of use; and
- Council has the right to direct the use of the asset.

This policy is applied to contracts entered into, or changed, on or after 1 July 2019.

As a lessee, Council recognises a right-of-use asset and a lease liability at the lease commencement date. The right-of-use asset is initially measured at cost which comprises the initial amount of the lease liability adjusted for:

- any lease payments made at or before the commencement date less any lease incentives received; plus
- any initial direct costs incurred; and
- an estimate of costs to dismantle and remove the underlying asset or to restore the underlying asset or the site on which it is located.

The right-of-use asset is subsequently depreciated using the straight-line method from the commencement date to the earlier of the end of the useful life of the right-of-use asset or the end of the lease term. The estimated useful lives of right-of-use assets are determined on the same basis as those of property, plant and equipment. In addition, the right-of-use asset is periodically reduced by impairment losses, if any, and adjusted for certain measurements of the lease liability.

The lease liability is initially measured at the present value of the lease payments that are not paid at the commencement date, discounted using the interest rate implicit in the lease or, if that rate cannot be readily determined, an appropriate incremental borrowing rate. Generally, Council uses an appropriate incremental borrowing rate as the discount rate.

Lease payments included in the measurement of the lease liability comprise the following:

- Fixed payments
- Variable lease payments that depend on an index or a rate, initially measured using the index or rate as at the commencement date;
- Amounts expected to be payable under a residual value guarantee; and
- The exercise price under a purchase option that Council is reasonably certain to exercise, lease payments in an optional renewal period if Council is reasonably certain to exercise an extension option, and penalties for early termination of a lease unless Council is reasonably certain not to terminate early.

When the lease liability is remeasured in this way, a corresponding adjustment is made to the carrying amount of the right-of-use asset, or is recorded in profit or loss if the carrying amount of the right-of-use asset has been reduced to zero.

Under AASB 16 Leases, Council as a not-for-profit entity has elected not to measure right-of-use assets at initial recognition at fair value in respect of leases that have significantly below-market terms.

Council has a number of peppercorn leases in its portfolio and given the nature and use of these assets it is difficult to estimate the fair value of these right of use assets.

Council has chosen to take up the option of measuring the peppercorn leases as cost (actual payment) rather than at fair value.

Council has a small number of immaterial peppercorn leases for community groups using council assets.

NOTES TO THE FINANCIAL REPORT FOR THE YEAR ENDED 30 JUNE 2024

Note 5: investing in and financing our operations

5.8 Leases (continued)

<i>Right-of-Use Assets</i>	Property	Printers	Total
	\$'000	\$'000	\$'000
Balance at 1 July 2023	312	41	353
Additions	22	(5)	17
Depreciation charge	(40)	(18)	(58)
Balance at 30 June 2024	294	18	312
Lease Liabilities	2024	2023	
Maturity analysis – contractual undiscounted cash flows	\$'000	\$'000	
Less than one year	68	79	
One to five years	238	267	
More than five years	–	–	
Total undiscounted lease liabilities as at 30 June:	306	346	
Lease liabilities included in the Balance Sheet at 30 June:			
Current	68	79	
Non-current	238	267	
Total lease liabilities	306	346	

Short-term and low value leases

Council has elected not to recognise right-of-use assets and lease liabilities for short-term leases of machinery that have a lease term of 12 months or less and leases of low-value assets (individual assets worth less than existing capitalisation thresholds for a like asset up to a maximum of AUD\$10,000), including IT equipment. Council recognises the lease payments associated with these leases as an expense on a straight-line basis over the lease term.

Note 6: Assets we manage

6.1 Non current assets classified as held for sale

	2024 \$'000	2023 \$'000
Cost of acquisition	–	245
Capitalised development costs (e.g. roads, drainage)	–	–
Borrowing costs capitalised during development	–	–
Total non current assets classified as held for sale	–	245
Capitalisation rate used in the allocation of borrowing costs	0%	0%

Land previously held for sale was Pyrenees Highway, Council has decided to keep asset for future use.

Non-current assets classified as held for sale (including disposal groups) are measured at the lower of its carrying amount and fair value less costs of disposal, and are not subject to depreciation. Non-current assets, disposal groups and related liabilities and assets are treated as current and classified as held for sale if their carrying amount will be recovered through a sale transaction rather than through continuing use. This condition is regarded as met only when the sale is highly probable and the asset's sale (or disposal group sale) is expected to be completed within 12 months from the date of classification.

NOTES TO THE FINANCIAL REPORT FOR THE YEAR ENDED 30 JUNE 2024

Note 6: Assets we manage

6.2 Property, infrastructure, plant and equipment

Summary of property, infrastructure, plant and equipment

	Carrying amount 30 June 2023 \$'000	Additions \$'000	Contributions \$'000	Revaluation \$'000	Depreciation \$'000	Disposal \$'000	Transfers \$'000	Carrying amount 30 June 2024 \$'000
Property	24,858	-	-	-	-	-	245	25,103
Buildings	50,421	-	-	3,771	(2,137)	(7)	4,709	56,757
Plant and equipment	5,269	-	-	10	(942)	(41)	457	4,753
Infrastructure	316,758	-	84	13,255	(4,872)	(715)	6,638	331,148
Work in progress	8,265	13,176	-	-	-	-	(11,804)	9,637
	405,571	13,176	84	17,036	(7,951)	(763)	245	427,398

Note 6.1: Land held for sale 245k has been transferred back to PPE.

Summary of work in progress	Opening WIP \$'000	Additions \$'000	Transfers \$'000	Closing WIP \$'000
Land	1,162	4,322	(1,153)	4,331
Buildings	4,392	1,624	(3,556)	2,460
Plant and equipment	26	518	(457)	87
Infrastructure	2,685	6,712	(6,638)	2,759
Total	8,265	13,176	(11,804)	9,637

Note 6: Assets we manage

6.2 Property, infrastructure, plant and equipment (continued)

(a) Property

	Land – specialised \$'000	Land – non specialised \$'000	Total Land & Land Improvements \$'000	Buildings – specialised \$'000	Total Buildings \$'000	Work In Progress \$'000	Total Property \$'000
At fair value 1 July 2023	670	24,187	24,857	116,999	116,999	5,554	147,410
Accumulated depreciation at 1 July 2023	-	-	-	(66,577)	(66,577)	-	(66,577)
	670	24,187	24,857	50,422	50,422	5,554	80,833

Movements in fair value

Additions	-	-	-	-	-	5,946	5,946
Contributions	-	-	-	-	-	-	-
Revaluation	-	-	-	3,771	3,771	-	3,771
Disposal	-	-	-	(15)	(15)	-	(15)
Write-off	-	-	-	-	-	-	-
Transfers	-	245	245	4,709	4,709	(4,710)	244
Impairment losses recognised in operating result	-	-	-	-	-	-	-
	-	245	245	8,465	8,465	1,236	9,946

Movements in accumulated depreciation

Depreciation and amortisation	-	-	-	(2,137)	(2,137)	-	(2,137)
Accumulated depreciation of disposals	-	-	-	7	7	-	7
Impairment losses recognised in operating result	-	-	-	-	-	-	-
Transfers	-	-	-	-	-	-	-
	-	-	-	(2,129)	(2,129)	-	(2,129)

At fair value 30 June 2024	670	24,432	25,102	125,464	125,464	6,790	157,356
Accumulated depreciation at 30 June 2024	-	-	-	(68,706)	(68,706)	-	(68,706)
Carrying amount	670	24,432	25,102	56,758	56,758	6,790	88,650

Note 6.1: Land held for sale 245k has been transferred back to PPE.

NOTES TO THE FINANCIAL REPORT FOR THE YEAR ENDED 30 JUNE 2024

Note 6: Assets we manage

6.2 Property, infrastructure, plant and equipment (continued)

(b) Plant and equipment

	Plant machinery and equipment \$'000	Fixtures fittings and furniture \$'000	Artwork Collection \$'000	Library books \$'000	Work In Progress \$'000	Total plant and equipment \$'000
At fair value 1 July 2023	7,389	1,922	612	364	26	10,313
Accumulated depreciation at 1 July 2023	(3,907)	(1,110)	-	-	-	(5,017)
	3,482	812	612	364	26	5,296
Movements in fair value						
Additions	-	-	-	-	518	518
Contributions	-	-	-	-	-	-
Revaluation	-	-	3	6	-	9
Disposal	(142)	-	-	-	-	(142)
Write-off	-	-	-	-	-	-
Transfers	363	93	-	-	(457)	(0)
Impairment losses recognised in operating result	-	-	-	-	-	-
	222	93	3	6	61	385
Movements in accumulated depreciation						
Depreciation and amortisation	(649)	(293)	-	-	-	(942)
Accumulated depreciation of disposals	100	-	-	-	-	100
Impairment losses recognised in operating result	-	-	-	-	-	-
Transfers	-	-	-	-	-	-
	(548)	(293)	-	-	-	(842)
At fair value 30 June 2024	7,611	2,015	615	370	87	10,698
Accumulated depreciation at 30 June 2024	(4,455)	(1,403)	-	-	-	(5,859)
Carrying amount	3,155	612	615	370	87	4,839

Note 6: Assets we manage

6.2 Property, infrastructure, plant and equipment (continued)

(c) Infrastructure

	Roads \$'000	Bridges \$'000	Footpaths and cycleways \$'000	Drainage \$'000	Kerb & Channel \$'000	Minor Culvert \$'000	Other Infrastructure \$'000	Work In Progress \$'000	Total Infrastructure \$'000
At fair value 1 July 2023	270,624	51,305	15,798	40,683	14,528	17,211	3,469	2,685	416,303
Accumulated depreciation at 1 July 2023	(52,449)	(13,469)	(6,495)	(11,837)	(5,024)	(6,658)	(927)	-	(96,859)
	218,175	37,836	9,303	28,846	9,504	10,553	2,542	2,685	319,444
Movements in fair value									
Additions	-	-	-	-	-	-	-	6,711	6,711
Contributions	-	-	-	84	-	-	-	-	84
Revaluation	9,135	1,586	383	1,208	396	441	105	-	13,255
Disposal	(733)	-	(156)	(69)	(176)	(54)	-	-	(1,188)
Write-off	-	-	-	-	-	-	-	-	-
Transfers	4,840	-	699	521	431	73	74	(6,637)	1
Impairment losses recognised in operating result	-	-	-	-	-	-	-	-	-
	13,242	1,586	926	1,745	651	460	179	74	18,863
Movements in accumulated depreciation									
Depreciation and amortisation	(3,238)	(529)	(281)	(416)	(182)	(169)	(59)	-	(4,874)
Accumulated depreciation of disposals	241	-	91	42	73	27	-	-	474
Impairment losses recognised in operating result	-	-	-	-	-	-	-	-	-
Transfers	-	-	-	-	-	-	-	-	-
	(2,997)	(529)	(190)	(374)	(109)	(142)	(59)	-	(4,400)
At fair value 30 June 2024	283,866	52,891	16,724	42,428	15,179	17,671	3,648	2,759	435,166
Accumulated depreciation at 30 June 2024	(55,446)	(13,998)	(6,685)	(12,211)	(5,133)	(6,800)	(986)	-	(101,257)
Carrying amount	228,420	38,893	10,039	30,217	10,046	10,871	2,662	2,758	333,909

NOTES TO THE FINANCIAL REPORT FOR THE YEAR ENDED 30 JUNE 2024

Note 6: Assets we manage

6.2 Property, infrastructure, plant and equipment (continued)

Acquisition

The purchase method of accounting is used for all acquisitions of assets, being the fair value of assets provided as consideration at the date of acquisition plus any incidental costs attributable to the acquisition. Fair value is the price that would be received to sell an asset (or paid to transfer a liability) in an orderly transaction between market participants at the measurement date. Refer also to Note 8.4 for further disclosure regarding fair value measurement.

Where assets are constructed by Council, cost includes all materials used in construction, direct labour, borrowing costs incurred during construction, and an appropriate share of directly attributable variable and fixed overheads.

In accordance with Council's policy, the threshold limits have applied when recognising assets within an applicable asset class and unless otherwise stated are consistent with the prior year.

	Depreciation Period	Threshold Limit \$'000
<i>Asset recognition thresholds and depreciation periods</i>		
Land & land improvements		
land	–	2
land improvements	50 – 100 years	2
Buildings		
buildings	50 – 100 years	5
building and leasehold improvements	50 – 100 years	2
Plant and equipment		
fixture, fittings and furniture	2 – 20 years	2
plant, machinery and equipment	2 – 40 years	2
computers and telecommunications	2 – 10 years	2
Infrastructure		
roads – pavements, substructure, formation and earthworks	15 – 60 years	20
roads – kerb, channel and minor culverts and other	20 – 100 years	5
bridges and major culverts	70 – 100 years	20
footpaths and cycleways	18 – 50 years	5
drainage	20 – 100 years	5
minor culverts	100 years	5
monuments	200 years	2
waste water assets	60 years	10
traffic control facilities	10 – 50 years	5
Intangible assets	5 – 100 years	2

Land under roads

Council recognises land under roads it controls at fair value.

Note 6: Assets we manage

6.2 Property, infrastructure, plant and equipment (continued)

Depreciation and amortisation

Buildings, land improvements, plant and equipment, infrastructure, and other assets having limited useful lives are systematically depreciated over their useful lives to the Council in a manner which reflects consumption of the service potential embodied in those assets. Estimates of remaining useful lives and residual values are made on a regular basis with major asset classes reassessed annually. Depreciation rates and methods are reviewed annually.

Where assets have separate identifiable components that are subject to regular replacement, these components are assigned distinct useful lives and residual values and a separate depreciation rate is determined for each component.

Road earthworks are not depreciated on the basis that they are assessed as not having a limited useful life.

Straight line depreciation is charged based on the residual useful life as determined each year.

Depreciation periods used are listed above and are consistent with the prior year unless otherwise stated.

Repairs and maintenance

Where the repair relates to the replacement of a component of an asset and the cost exceeds the capitalisation threshold the cost is capitalised and depreciated. The carrying value of the replaced asset is expensed.

Leasehold improvements

Leasehold improvements are recognised at cost and are amortised over the unexpired period of the lease or the estimated useful life of the improvement, whichever is the shorter. At balance date, leasehold improvements are amortised over a 10 year period.

Valuation of land and buildings

Valuation of land and buildings were undertaken by using Valuer-General Victoria Vacant Land Indexation Factors June 2024 and Australian Bureau of Statistics (ABS) price indices table 6427.0 Producer Price Indexes, Australia Table 17, Index Number 3020, "Non-residential building construction Victoria", March 2024 released for the Financial Year 2023-2024. The valuation of land and buildings is at fair value, being market value based on highest and best use permitted by relevant land planning provisions. Where land use is restricted through existing planning provisions the valuation is reduced to reflect this limitation. This adjustment is an unobservable input in the valuation. The adjustment has no impact on the comprehensive income statement.

Specialised land is valued at fair value using site values adjusted for englobo (undeveloped and/or unserviced) characteristics, access rights and private interests of other parties and entitlements of infrastructure assets and services. This adjustment is an unobservable input in the valuation. The adjustment has no impact on the comprehensive income statement.

Any significant movements in the unobservable inputs for land and land under roads will have a significant impact on the fair value of these assets.

The date and type of the current valuation is detailed in the following table. An indexed based revaluation was conducted in the current year, this valuation was based on Valuer-General Victoria Vacant Land Indexation Factors June 2024 and Australian Bureau of Statistics (ABS) price indices table 6427.0 Producer Price Indexes for the Financial Year 2023-2024, a full revaluation of these assets will be conducted in 2024-2025.

Details of the Council's land and buildings and information about the fair value hierarchy as at 30 June 2024 are as follows:

	Level 1	Level 2	Level 3	Date of Valuation	Type of Valuation
Land	–	–	24,433	Jun-24	Index
Specialised land	–	–	670	Jun-24	Index
Buildings	–	–	56,758	Jun-24	Index
Total	–	–	81,861		

* Valuer-General Victoria Vacant Land Indexation Factors June 2024 released was used to revalue Land asset. Australian Bureau of Statistics (ABS) price indices table 6427.0 Producer Price Indexes, Australia Table 17, Index Number 3020, "Non-residential building construction Victoria" March 2024 was used for Building and Site Improvement assets instead of June 2024 due to late release of June 2024 indice. Adjustment is not required as March and June 2024 variance between indices is not material.

NOTES TO THE FINANCIAL REPORT FOR THE YEAR ENDED 30 JUNE 2024

Note 6: Assets we manage

6.2 Property, infrastructure, plant and equipment (continued)

Valuation of infrastructure

Valuation of infrastructure were undertaken by using Australian Bureau of Statistics (ABS) price indices table 6427.0 Producer Price Indexes, Australia Table 17, Index Number 3101, "Road and Bridge Construction Victoria".

The date and type of the current valuation is detailed in the following table. An index based revaluation was conducted in the current year. A full revaluation of these assets will be conducted in 2025-2026.

The valuation is at fair value based on current replacement cost less accumulated depreciation as at the date of valuation.

Details of Council's infrastructure and information about the fair value hierarchy as at 30 June 2024 are as follows:

	Level 1	Level 2	Level 3	Date of Valuation	Type of Valuation
Roads	-	-	228,420	Jun-24	Index
Bridges	-	-	38,894	Jun-24	Index
Footpaths and cycleways	-	-	10,039	Jun-24	Index
Drainage	-	-	30,216	Jun-24	Index
Kerb & Channel	-	-	10,046	Jun-24	Index
Minor Culverts	-	-	10,872	Jun-24	Index
Other infrastructure	-	-	2,662	Jun-24	Index
Total	-	-	331,148		

* March 2024 released was used from Australian Bureau of Statistics (ABS) price indices table 6427.0 Producer Price Indexes, Australia Table 17, Index Number 3101, "Road and Bridge Construction Victoria" instead of June 2024 due to late release of June 2024 indice. Adjustment is not required as March and June 2024 variance between indices is not material.

Description of significant unobservable inputs into level 3 valuations

Specialised land and land under roads is valued using a market based direct comparison technique. Significant unobservable inputs include the extent and impact of restriction of use and the market cost of land per square metre. The extent and impact of restrictions on use varies and results in a reduction to surrounding land values of 95%. The market value of land varies significantly depending on the location of the land and the current market conditions. Currently land values range between \$186 and \$378 per square metre.

Specialised buildings are valued using a current replacement cost technique. Significant unobservable inputs include the current replacement cost and remaining useful lives of buildings. Current replacement costs are calculated on a square metre basis and ranges from \$375 to \$5,896 per square metre. The remaining useful lives of buildings are determined on the basis of the current condition of buildings and vary from 1 year to 80 years. Replacement cost is sensitive to changes in market conditions, with any increase or decrease in cost flowing through to the valuation. Useful lives of buildings are sensitive to changes in expectations or requirements that could either shorten or extend the useful lives of buildings.

Infrastructure assets are valued based on the current replacement cost. Significant unobservable inputs include the current replacement cost and remaining useful lives of infrastructure. The remaining useful lives of infrastructure assets are determined on the basis of the current condition of the asset and vary from 2 years to 100 years. Replacement cost is sensitive to changes in market conditions, with any increase or decrease in cost flowing through to the valuation. Useful lives of infrastructure are sensitive to changes in use, expectations or requirements that could either shorten or extend the useful lives of infrastructure assets.

	2024 \$'000	2023 \$'000
Reconciliation of specialised land		
Land under roads	670	670
Total specialised land	670	670

Note 6: Assets we manage

6.3 Investments in associates, joint arrangements and subsidiaries

(a) Investments in associates

Council does not have any investments in associates, joint ventures or subsidiaries

(b) Community Asset Committee

All entities controlled by Council that have material income, expenses, assets or liabilities, such as community asset committees, have been included in this financial report. Any transactions between these entities and Council have been eliminated in full.

The below is a listing of relevant community asset committees

- Adelaide Lead Hall
- Daisy Hill Community Hall
- Dunolly Historic Precinct Management
- Talbot Community Homes
- Talbot Town Hall

NOTES TO THE FINANCIAL REPORT FOR THE YEAR ENDED 30 JUNE 2024

Note 7: People and relationships

7.1 Council and key management remuneration

(a) Related Parties

Parent entity

Central Goldfields Shire Council is the parent entity.

Subsidiaries and Associates

As at 30 June, 2024, Council does not have any interests in any subsidiaries and/or associates.

(b) Key Management Personnel

Key management personnel (KMP) are those people with the authority and responsibility for planning, directing and controlling the activities of Central Goldfields Shire Council. The Councillors, Chief Executive Officer and General Managers are deemed KMP.

Details of KMP at any time during the year are:

	2024 No.	2023 No.
Councillors		
Mayor – Liesbeth Long (from 16 November 2023 to 30 June 2024)	1	1
Councillor Grace La Vella (from 1 July 2023 to 15 November 2023)	1	1
Councillor Chris Meddows-Taylor	1	1
Councillor Wayne Sproull	1	1
Councillor Anna De Villiers	1	1
Councillor Geoff Lovett	1	1
Councillor Gerard Murphy	1	1
Chief Executive Officer – Lucy Roffey	1	1
General Manager Community Wellbeing – Emma Little	1	1
General Manager Infrastructure Assets and Planning – Matthew Irving (to 24 April 2024)	1	1
General Manager Infrastructure Assets and Planning – Bill Millard (from 25 April to 25 June 2024)	1	–
General Manager Infrastructure Assets and Planning – Amber Ricks (from 26 June 2024)	1	–
General Manager Corporate Performance – Mick Smith	1	1
Total Number of Councillors	7	7
Total of Chief Executive Officer and other Key Management Personnel	6	4
Total Number of Key Management Personnel	13	11

Council received and accepted the resignation of CEO Lucy Roffey at a Special Council Meeting on 1 July 2024.

Ms Roffey finished with Council on 21 August 2024. Sally Jones was appointed as Interim CEO and will be in the role until a new CEO is appointed.

Note 7: People and relationships

7.1 Council and key management remuneration (continued)

(c) Remuneration of Key Management Personnel

Remuneration comprises employee benefits including all forms of consideration paid, payable or provided by Council, or on behalf of the Council, in exchange for services rendered. Remuneration of Key Management Personnel and other senior staff is disclosed in the following categories.

Short-term employee benefits include amounts such as wages, salaries, annual leave or sick leave that are usually paid or payable on a regular basis, as well as non-monetary benefits such as allowances and free or subsidised goods or services.

Other long-term employee benefits include long service leave, other long service benefits or deferred compensation.

Post-employment benefits include pensions, and other retirement benefits paid or payable on a discrete basis when employment has ceased.

Termination benefits include termination of employment payments, such as severance packages.

	2024 \$	2023 \$
Total remuneration of key management personnel was as follows:		
Short-term employee benefits	1,206,620	1,007,826
Other long-term employee benefits	–	1,464
Post-employment benefits	94,457	76,916
Total	1,301,077	1,086,206

The numbers of key management personnel whose total remuneration from Council and any related entities, fall within the following bands:

	2024 No.	2023 No.
\$20,000 – \$29,999	6	5
\$40,000 – \$49,999	1	1
\$60,000 – \$69,999	1	1
\$170,000 – \$179,999	1	1
\$180,000 – \$189,999	1	–
\$190,000 – \$199,999	1	1
\$200,000 – \$209,999	1	1
\$270,000 – \$279,999	1	1
	13	11

(d) Remuneration of other senior staff

There are no other senior staff or officers of Council, other than Key Management Personnel, whose total remuneration exceeds \$170,000 and who report directly to a member of the Key Management Personnel.

NOTES TO THE FINANCIAL REPORT FOR THE YEAR ENDED 30 JUNE 2024

	2024 \$'000	2023 \$'000
Note 7: People and relationships		
7.2 Related party disclosure		
(a) Transactions with related parties		
During the period Council entered into the following transactions with related parties.		
Purchase of Goods and Services under normal trading terms		
– Payments to Central Victorian Greenhouse Alliance (Councillor Liesbeth Long is a board member)	20	10
Purchase of Goods and Services under normal trading terms		
– Payments to Coliban Water (CEO Lucy Roffey is a Board Director)	9	8
Purchase of Goods and Services under normal trading terms		
– Payments to Unified Community Sports and Leisure (Councillor Gerard Murphy is a Director)	782	754
Purchase of Goods and Services under normal trading terms		
– Payments to Maryborough Harness Racing Club (Councillor Grace La Vella is a committee member)	3	0
(b) Outstanding balances with related parties		
The following balances are outstanding at the end of the reporting period in relation to transactions with related parties		
Purchase of Goods and Services under normal trading terms		
– Payments to Coliban Water (CEO Lucy Roffey is a Board Director)	3	–
(c) Loans to/from related parties		
There were no loans to/from related parties during the 2023-2024 financial year.		
(d) Commitments to/from related parties		
Payments to Unified Community Sports and Leisure (Councillor Gerard Murphy is a Director)		
A contract with Unified Community Sports and Leisure expires June 2026	1444	2166

Note 8: Managing uncertainties

8.1 Contingent assets and liabilities

Contingent assets and contingent liabilities are not recognised in the Balance Sheet, but are disclosed and if quantifiable, are measured at nominal value. Contingent assets and liabilities are presented inclusive of GST receivable or payable, respectively.

(a) Contingent assets

Contingent assets are possible assets that arise from past events, whose existence will be confirmed only by the occurrence or non-occurrence of one or more uncertain future events not wholly within the control of the Council.

Developer contributions are to be received in respect of land currently under development. At this point in time their timing and potential amount cannot be reliably assessed.

Council has a number of claims under assessment through the NDFA (Natural Disaster Financial Assistance) which are expected to be settled in the 2024-2025 financial year.

(b) Contingent liabilities

Contingent liabilities are:

- possible obligations that arise from past events, whose existence will be confirmed only by the occurrence or non-occurrence of one or more uncertain future events not wholly within the control of the Council; or
- present obligations that arise from past events but are not recognised because:
- it is not probable that an outflow of resources embodying economic benefits will be required to settle the obligation; or
- the amount of the obligation cannot be measured with sufficient reliability.

At balance date the Council are not aware of any contingent liabilities.

Superannuation

Council has obligations under a defined benefit superannuation scheme that may result in the need to make additional contributions to the scheme, matters relating to this potential obligation are outlined below. As a result of the volatility in financial markets the likelihood of making such contributions in future periods exists.

Future superannuation contributions

In addition to the disclosed contributions, Central Goldfields Shire Council has paid unfunded liability payments to Vision Super totalling \$68,000 (\$65,000 in 2022-2023 financial year). There were no contributions outstanding and no loans issued from or to the above schemes as at June 30, 2024. The expected contributions to be paid to the Defined Benefits category of Vision Super for the year ending 30 June 2025 is \$70,000.

Landfill

Council owns a non-operational landfill which is located behind the Carisbrook Transfer Station. The landfill has an engineered cap and kerbside waste is now transported to a facility outside of the Shire.

Insurance claims

Council has continuing insurance claims relating to the October 2022 flood which are not expected to have a material impact on Council's operations.

Legal matters

Council has minor legal matters underway which are not expected to have a material impact on Council's operations.

Liability Mutual Insurance

Council was a participant of the MAV Liability Mutual Insurance (LMI) Scheme. The LMI scheme provides public liability and professional indemnity insurance cover. The LMI scheme states that each participant will remain liable to make further contributions to the scheme in respect of any insurance year in which it was a participant to the extent of its participant's share of any shortfall in the provision set aside in respect of that insurance year, and such liability will continue whether or not the participant remains a participant in future insurance years.

NOTES TO THE FINANCIAL REPORT FOR THE YEAR ENDED 30 JUNE 2024

Note 8: Managing uncertainties

8.2 Change in accounting standards

Certain new Australian Accounting Standards and interpretations have been published that are not mandatory for the 30 June 2024 reporting period. Council assesses the impact of these new standards.

In December 2022 the Australian Accounting Standards Board (AASB) issued AASB 2022-10 Amendments to Australian Accounting Standards – Fair Value Measurement of Non-Financial Assets of Not-for-Profit Public Sector Entities to modify AASB 13 Fair Value Measurement. AASB 2022-10 amends AASB 13 Fair Value Measurement for fair value measurements of non-financial assets of not-for-profit public sector entities not held primarily for their ability to generate net cash inflows. The AASB 13 modifications:

- are applicable only to not-for-profit public sector entities;
- are limited to fair value measurements of non-financial assets not held primarily for their ability to generate net cash inflows;
- are to be applied prospectively for annual periods beginning on or after 1 January 2024;
- would not necessarily change practice for some not-for-profit public sector entities; and
- do not indicate that entities changing practice in how they measure relevant assets made an error in applying the existing requirements of AASB 13.

Council will assess any impact of the modifications to AASB 13 ahead of the 2024-2025 reporting period.

In December 2022 the Australian Accounting Standards Board (AASB) issued AASB 2022-6 Amendments to Australian Accounting Standards – Non-current Liabilities with Covenants. AASB 2022-6 amends AASB 101 Presentation of Financial Statements to improve the information an entity provides in its financial statements about long-term liabilities with covenants where the entity's right to defer settlement of those liabilities for at least twelve months after the reporting period is subject to the entity complying with conditions specified in the loan arrangement. The amendments in AASB 2022-6 are effective for annual periods beginning on or after 1 January 2024. Council will assess any impact of the modifications to AASB 101 ahead of the 2024-2025 reporting period.

8.3 Financial instruments

(a) Objectives and policies

The Council's principal financial instruments comprise cash assets, term deposits, receivables (excluding statutory receivables), payables (excluding statutory payables) and bank borrowings. Details of the material accounting policy information and methods adopted, including the criteria for recognition, the basis of measurement and the basis on which income and expenses are recognised, in respect of each class of financial asset, financial liability and equity instrument is disclosed in the notes of the financial statements. Risk management is carried out by senior management under policies approved by the Council. These policies include identification and analysis of the risk exposure to Council and appropriate procedures, controls and risk minimisation.

(b) Market risk

Market risk is the risk that the fair value or future cash flows of Council financial instruments will fluctuate because of changes in market prices. The Council's exposure to market risk is primarily through interest rate risk with only insignificant exposure to other price risks and no exposure to foreign currency risk.

Interest rate risk

Interest rate risk refers to the risk that the value of a financial instrument or cash flows associated with the instrument will fluctuate due to changes in market interest rates. Council's interest rate liability risk arises primarily from long term loans and borrowings at fixed rates which exposes council to fair value interest rate risk. Cash flow interest rate risk is the risk that the future cash flows of a financial instrument will fluctuate because of changes in market interest rates. Council has minimal exposure to cash flow interest rate risk through its cash and deposits that are at floating rates.

Investment of surplus funds is made with approved financial institutions under the *Local Government Act 2020*. Council manages interest rate risk by adopting an investment policy that ensures:

- diversification of investment product;
- monitoring of return on investment; and
- benchmarking of returns and comparison with budget.

There has been no significant change in the Council's exposure, or its objectives, policies and processes for managing interest rate risk or the methods used to measure this risk from the previous reporting period.

Interest rate movements have not been sufficiently significant during the year to have an impact on the Council's year end result.

Note 8: Managing uncertainties

8.2 Change in accounting standards (continued)

(c) Credit risk

Credit risk is the risk that a contracting entity will not complete its obligations under a financial instrument and cause Council to make a financial loss. Council have exposure to credit risk on some financial assets included in the balance sheet. Particularly significant areas of credit risk exist in relation to outstanding fees and fines as well as loans and receivables from sporting clubs and associations. To help manage this risk:

- Council have a policy for establishing credit limits for the entities council deal with;
- Council may require collateral where appropriate; and
- Council only invest surplus funds with financial institutions which have a recognised credit rating specified in council's investment policy.

Receivables consist of a large number of customers, spread across the ratepayer, business and government sectors. Credit risk associated with the council's financial assets is minimal because the main debtor is secured by a charge over the rateable property.

There are no material financial assets which are individually determined to be impaired.

Council may also be subject to credit risk for transactions which are not included in the balance sheet, such as when council provide a guarantee for another party. Details of our contingent liabilities are disclosed in Note 8.1(b).

The maximum exposure to credit risk at the reporting date to recognised financial assets is the carrying amount, net of any allowance for impairment of those assets, as disclosed in the balance sheet and notes to the financial statements. Council does not hold any collateral.

(d) Liquidity risk

Liquidity risk includes the risk that, as a result of council's operational liquidity requirements it will not have sufficient funds to settle a transaction when required or will be forced to sell a financial asset at below value or may be unable to settle or recover a financial asset.

To help reduce these risks Council:

- have a liquidity policy which targets a minimum and average level of cash and cash equivalents to be maintained;
- have readily accessible standby facilities and other funding arrangements in place;
- have a liquidity portfolio structure that requires surplus funds to be invested within various bands of liquid instruments;
- monitor budget to actual performance on a regular basis; and
- set limits on borrowings relating to the percentage of loans to rate revenue and percentage of loan principal repayments to rate revenue.

The Council's maximum exposure to liquidity risk is the carrying amounts of financial liabilities as disclosed on the face of the balance sheet and the amounts related to financial guarantees disclosed in Note 8.1(c), and is deemed insignificant based on prior periods' data and current assessment of risk.

There has been no significant change in Council's exposure, or its objectives, policies and processes for managing liquidity risk or the methods used to measure this risk from the previous reporting period.

With the exception of borrowings, all financial liabilities are expected to be settled within normal terms of trade. Details of the maturity profile for borrowings are disclosed at Note 5.4.

Unless otherwise stated, the carrying amounts of financial instruments reflect their fair value.

(e) Sensitivity disclosure analysis

Taking into account past performance, future expectations, economic forecasts, and management's knowledge and experience of the financial markets, Council believes the following movements are 'reasonably possible' over the next 12 months:

- A parallel shift of + 2% and -1% in market interest rates (AUD) from year-end rates of 5%.

These movements will not have a material impact on the valuation of Council's financial assets and liabilities, nor will they have a material impact on the results of Council's operations.

NOTES TO THE FINANCIAL REPORT FOR THE YEAR ENDED 30 JUNE 2024

Note 8: Managing uncertainties

8.4 Fair value measurement

Fair value hierarchy

Council's financial assets and liabilities are not valued in accordance with the fair value hierarchy, Council's financial assets and liabilities are measured at amortised cost.

Council measures certain assets and liabilities at fair value where required or permitted by Australian Accounting Standards. AASB 13 Fair value measurement, aims to improve consistency and reduce complexity by providing a definition of fair value and a single source of fair value measurement and disclosure requirements for use across Australian Accounting Standards.

All assets and liabilities for which fair value is measured or disclosed in the financial statements are categorised within a fair value hierarchy, described as follows, based on the lowest level input that is significant to the fair value measurement as a whole:

Level 1 – Quoted (unadjusted) market prices in active markets for identical assets or liabilities

Level 2 – Valuation techniques for which the lowest level input that is significant to the fair value measurement is directly or indirectly observable; and

Level 3 – Valuation techniques for which the lowest level input that is significant to the fair value measurement is unobservable.

For the purpose of fair value disclosures, Council has determined classes of assets and liabilities on the basis of the nature, characteristics and risks of the asset or liability and the level of the fair value hierarchy as explained above.

In addition, Council determines whether transfers have occurred between levels in the hierarchy by re-assessing categorisation (based on the lowest level input that is significant to the fair value measurement as a whole) at the end of each reporting period.

Revaluation

Subsequent to the initial recognition of assets, non-current physical assets, other than plant and equipment, are measured at their fair value, being the price that would be received to sell an asset (or paid to transfer a liability) in an orderly transaction between market participants at the measurement date. (For plant and equipment carrying amount is considered to approximate fair value given short useful lives). At balance date, the Council reviewed the carrying value of the individual classes of assets measured at fair value to ensure that each asset materially approximated its fair value. Where the carrying value materially differed from the fair value at balance date, the class of asset was revalued.

Fair value valuations are determined in accordance with a valuation hierarchy. Changes to the valuation hierarchy will only occur if an external change in the restrictions or limitations of use of an asset result in changes to the permissible or practical highest and best use of the asset. In addition, Council undertakes a formal revaluation of land, buildings, and infrastructure assets on a regular basis, being a 3 year cycle. The valuation is performed either by experienced council officers or independent experts. The following table sets out the frequency of revaluations by asset class.

Asset class	Revaluation frequency
Land	3 years
Buildings	3 years
Roads	3 years
Bridges	3 years
Footpaths and cycleways	3 years
Drainage	3 years
Recreational, leisure and community facilities	3 years
Waste management	3 years
Parks, open space and streetscapes	3 years
Aerodromes	3 years
Other infrastructure	3 years

Note 8: Managing uncertainties

8.4 Fair value measurement (continued)

Where the assets are revalued, the revaluation increases are credited directly to the asset revaluation reserve except to the extent that an increase reverses a prior year decrease for that class of asset that had been recognised as an expense in which case the increase is recognised as revenue up to the amount of the expense. Revaluation decreases are recognised as an expense except where prior increases are included in the asset revaluation reserve for that class of asset in which case the decrease is taken to the reserve to the extent of the remaining increases. Within the same class of assets, revaluation increases and decreases within the year are offset.

Impairment of assets

At each reporting date, the Council reviews the carrying value of its assets to determine whether there is any indication that these assets have been impaired. If such an indication exists, the recoverable amount of the asset, being the higher of the asset's fair value less costs of disposal and value in use, is compared to the assets carrying value. Any excess of the assets carrying value over its recoverable amount is expensed to the comprehensive income statement, unless the asset is carried at the revalued amount in which case, the impairment loss is recognised directly against the revaluation surplus in respect of the same class of asset to the extent that the impairment loss does not exceed the amount in the revaluation surplus for that same class of asset.

8.5 Events occurring after balance date

No events occurred following balance date.

NOTES TO THE FINANCIAL REPORT FOR THE YEAR ENDED 30 JUNE 2024

Note 9: Other matters

9.1 Reserves

(a) Asset revaluation reserves

	Balance at beginning of reporting period \$'000	Increase (decrease) \$'000	Balance at end of reporting period \$'000
2024			
Property			
Land and land improvements	17,665	–	17,665
Buildings	23,106	3,771	26,877
	40,771	3,771	44,542
Property and Equipment			
Library book and Art Collection	379	10	389
	379	10	389
Infrastructure			
Roads	155,253	9,135	164,387
Bridges	30,081	1,586	31,665
Footpaths and cycleways	7,706	383	8,089
Drainage	18,692	1,208	19,899
Minor culverts	8,446	441	8,887
Waste management	363	43	406
Monuments	1,297	29	1,326
Traffic control facilities	270	33	303
Kerb and channel	9,037	396	9,433
	231,145	13,255	244,397
Total asset revaluation reserves	272,295	17,036	289,328

	Balance at beginning of reporting period \$'000	Increase (decrease) \$'000	Balance at end of reporting period \$'000
2023			
Property			
Land and land improvements	17,661	4	17,665
Buildings	20,344	2,762	23,106
	38,005	2,766	40,771
Property and Equipment			
Library book	367	12	379
	367	12	379
Infrastructure			
Roads	136,352	18,901	155,253
Bridges	22,183	7,897	30,081
Footpaths and cycleways	4,563	3,143	7,706
Drainage	7,580	11,112	18,692
Minor culverts	7,961	485	8,446
Waste management	277	86	363
Monuments	371	926	1,297
Traffic control facilities	169	101	270
Kerb and channel	11,046	(2,009)	9,037
	190,502	40,642	231,145
Total asset revaluation reserves	228,874	43,420	272,295

The asset revaluation reserve is used to record the increased (net) value of Council's assets over time.

Note 9: Other matters

9.1 Reserves (continued)

(b) Other reserves

	Balance at beginning of reporting period \$'000	Increase (decrease) \$'000	Balance at end of reporting period \$'000
2024			
Unfunded superannuation	450	–	450
Open space	78	177	255
Total Other reserves	528	177	705
2023			
Unfunded superannuation	450	–	450
Open space	130	62	78
Total Other reserves	580	62	528

Unfunded Superannuation

This reserve is used to assist in funding future liabilities related to Defined Benefits Superannuation. Transfers to and from the reserve are based on the budgeted reserve position at the end of the reporting period.

Open Space

This reserve contains contributions paid by developers undertaking the subdivision of residential land. These funds are required to be expended on the creation of expansion of recreational opportunities for the community, and are held until such time the relevant expenditure is incurred.

9.2 Reconciliation of cash flows from operating activities to surplus/(deficit)

	2024 \$'000	2023 \$'000
Surplus/(deficit) for the year	(5,554)	4,835
Non-cash adjustments:		
Profit/(loss) on disposal of property, infrastructure, plant and equipment	740	64
Bad debts	12	23
Depreciation and amortisation	8,010	6,911
Contributions – Non-monetary assets	(84)	–
Finance costs	–	95
Other	245	–
Change in assets and liabilities:		
(Increase)/decrease in trade and other receivables	(313)	(50)
(Increase)/decrease in prepayments	336	(99)
Increase/(decrease) in accrued income	(4,313)	183
Increase/(decrease) in trade and other payables	(1,685)	1,953
(Decrease)/increase in contract and other liabilities	–	(3,778)
(Increase)/decrease in inventories	(2)	–
(Decrease)/increase in provisions	34	702
Increase/(decrease) in trust funds and deposits	34	173
Increase/(decrease) in interest bearing liabilities	–	(678)
Net cash provided by/(used in) operating activities	(2,540)	10,334

NOTES TO THE FINANCIAL REPORT FOR THE YEAR ENDED 30 JUNE 2024

Note 9: Other matters

9.3 Superannuation

Council makes all of its employer superannuation contributions in respect of its employees to the Local Authorities Superannuation Fund (the Fund). This Fund has two categories of membership, accumulation and defined benefit, each of which is funded differently. Obligations for contributions to the Fund are recognised as an expense in the Comprehensive Income Statement when they are made or due.

Accumulation

The Fund's accumulation category, Vision MySuper/Vision Super Saver, receives both employer and employee contributions on a progressive basis. Employer contributions are normally based on a fixed percentage of employee earnings (for the year ended 30 June 2024, this was 11.0% as required under Superannuation Guarantee (SG) legislation (2023: 10.5%)).

Defined Benefit

Council does not use defined benefit accounting for its defined benefit obligations under the Fund's Defined Benefit category. This is because the Fund's Defined Benefit category is a pooled multi-employer sponsored plan.

There is no proportional split of the defined benefit liabilities, assets or costs between the participating employers as the defined benefit obligation is a floating obligation between the participating employers and the only time that the aggregate obligation is allocated to specific employers is when a call is made. As a result, the level of participation of Central Goldfields Shire in the Fund cannot be measured as a percentage compared with other participating employers. Therefore, the Fund Actuary is unable to allocate benefit liabilities, assets and costs between employers for the purposes of AASB 119.

Funding arrangements

Council makes employer contributions to the Defined Benefit category of the Fund at rates determined by the Trustee on the advice of the Fund Actuary. A triennial actuarial investigation for the Defined Benefit category as at 30 June 2023 was conducted and completed by 31 December 2023. The vested benefit index (VBI) of the Defined Benefit category as at 30 June 2023 was 104.1%. Council was notified of the 30 June 2023 VBI during August 2023. The financial assumptions used to calculate the 30 June 2023 VBI were:

Net investment returns 5.7% pa
Salary information 3.5% pa
Price inflation (CPI) 2.8% pa

The VBI is used as the primary funding indicator. Because the VBI was above 100%, the 30 June 2023 actuarial investigation determined the Defined Benefit category was in a satisfactory financial position and that no change was necessary to the Defined Benefit category's funding arrangements from prior years.

Employer contributions

(a) Regular contributions

On the basis of the results of the 2023 triennial actuarial investigation conducted by the Fund Actuary, Council makes employer contributions to the Fund's Defined Benefit category at rates determined by the Fund's Trustee. For the year ended 30 June 2024, this rate was 11.0% of members' salaries (10.5% in 2022-2023). This rate is expected to increase in line with any increases in the SG contribution rate and was reviewed as part of the 30 June 2023 triennial valuation.

In addition, Council reimburses the Fund to cover the excess of the benefits paid as a consequence of retrenchment above the funded resignation or retirement benefit.

(b) Funding calls

If the Defined Benefit category is in an unsatisfactory financial position at an actuarial investigation or the Defined Benefit category's VBI is below its shortfall limit at any time other than the date of the actuarial investigation, the Defined Benefit category has a shortfall for the purposes of SPS 160 and the Fund is required to put a plan in place so that the shortfall is fully funded within three years of the shortfall occurring. The Fund monitors its VBI on a quarterly basis and the Fund has set its shortfall limit at 97%.

In the event that the Fund Actuary determines that there is a shortfall based on the above requirement, the Fund's participating employers (including Council) are required to make an employer contribution to cover the shortfall.

Using the agreed methodology, the shortfall amount is apportioned between the participating employers based on the pre-1 July 1993 and post-30 June 1993 service liabilities of the Fund's Defined Benefit category, together with the employer's payroll at 30 June 1993 and at the date the shortfall has been calculated.

Due to the nature of the contractual obligations between the participating employers and the Fund, and that the Fund includes lifetime pensioners and their reversionary beneficiaries, it is unlikely that the Fund will be wound up.

If there is a surplus in the Fund, the surplus cannot be returned to the participating employers.

In the event that a participating employer is wound-up, the defined benefit obligations of that employer will be transferred to that employer's successor.

Note 9: Other matters

9.3 Superannuation (continued)

The 2023 triennial actuarial investigation surplus amounts

An actuarial investigation is conducted annually for the Defined Benefit category of which Council is a contributing employer. Generally, a full actuarial investigation is conducted every three years and interim actuarial investigations are conducted for each intervening year. A full investigation was conducted as at 30 June 2023.

The Fund's actuarial investigation identified the following for the Defined Benefit category of which Council is a contributing employer:

	2023 (Triennial) \$m	2022 (Interim) \$m
- A VBI Surplus	84.7	44.6
- A total service liability surplus	123.6	105.8
- A discounted accrued benefits surplus	141.9	111.9

The VBI surplus means that the market value of the fund's assets supporting the defined benefit obligations exceed the vested benefits that the defined benefit members would have been entitled to if they had all exited on 30 June 2023.

The total service liability surplus means that the current value of the assets in the Fund's Defined Benefit category plus expected future contributions exceeds the value of expected future benefits and expenses as at 30 June 2023.

The discounted accrued benefit surplus means that the current value of the assets in the Fund's Defined Benefit category exceeds the value of benefits payable in the future but accrued in respect of service to 30 June 2023.

The 2024 interim actuarial investigation

An interim actuarial investigation is being conducted for the Fund's position as at 30 June 2024 as the Fund provides lifetime pensions in the Defined Benefit category. It is anticipated that this actuarial investigation will be completed by October 2024.

The VBI of the Defined Benefit category was 105.4% as at 30 June 2024. The financial assumptions used to calculate the 30 June 2024 VBI were:

Net investment returns 5.6% pa
Salary information 3.5% pa
Price inflation (CPI) 2.7% pa

Council was notified of the 30 June 2024 VBI during August 2024.

Because the VBI was above 100%, the Defined Benefit category was in a satisfactory financial position at 30 June 2024 and it is expected that the actuarial investigation will recommend that no change will be necessary to the Defined Benefit category's funding arrangements from prior years.

The 2020 triennial investigation

The last triennial actuarial investigation conducted prior to 30 June 2023 was at 30 June 2020. This actuarial investigation was completed by 31 December 2020. The financial assumptions for the purposes of that investigation was:

	2020 Triennial investigation	2023 Triennial investigation
Net investment return	5.6% pa	5.7% pa
Salary inflation	2.5% pa for two years and 2.75% pa thereafter	3.50% pa
Price inflation	2.0% pa	2.8% pa

**NOTES TO THE FINANCIAL REPORT
FOR THE YEAR ENDED 30 JUNE 2024**

Note 9: Other matters

9.3 Superannuation (continued)

Superannuation contributions

Contributions by Council (excluding any unfunded liability payments) to the above superannuation plans for the financial year ended 30 June 2024 are detailed below:

Scheme	Type of Scheme	Rate	2024 \$'000	2023 \$'000
Vision super	Defined benefits	11.0% (2023:10.5%)	68	65
Vision super	Accumulation	11.0% (2023:10.5%)	588	641
Other super fund	Accumulation	11.0% (2023:10.5%)	848	764

In addition to the above contributions, Council has paid unfunded liability payments to Vision Super totalling \$68,000 during the 2023-2024 year (\$65,000 during the 2022-2023 year).

There were \$112,000 contributions outstanding and no loans issued from or to the above schemes as at 30 June 2024.

The expected contributions to be paid to the Defined Benefit category of Vision Super for the year ending 30 June 2025 is \$72,000.

Note 10: Change in accounting policy

There have been no changes to accounting policies in the 2023-2024 year.

CERTIFICATION OF THE PERFORMANCE STATEMENT

In my opinion, the accompanying performance statement has been prepared in accordance with the Local Government Act 2020 and the Local Government (Planning and Reporting) Regulations 2020.



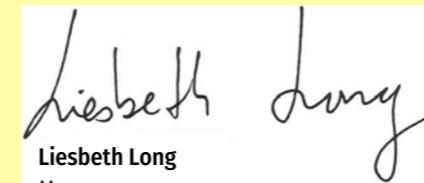
Mick Smith
Principal Accounting Officer
Dated: 17 October 2024

In our opinion, the accompanying performance statement of the Central Goldfields Shire Council for the year ended 30 June 2024 presents fairly the results of council's performance in accordance with the Local Government Act 2020 and the Local Government (Planning and Reporting) Regulations 2020.


The performance statement contains the relevant performance indicators, measures and results in relation to service performance, financial performance and sustainable capacity.

At the date of signing, we are not aware of any circumstances that would render any particulars in the performance statement to be misleading or inaccurate.

We have been authorised by the council and by the Local Government (Planning and Reporting) Regulations 2020 to certify this performance statement in its final form.



Liesbeth Long
Mayor
Dated: 17 October 2024



Gerard Murphy
Councillor
Dated: 17 October 2024



Sally Jones
Interim Chief Executive Officer
Dated: 17 October 2024



Independent Auditor's Report

To the Councillors of Central Goldfields Shire Council

Opinion I have audited the accompanying performance statement of Central Goldfields Shire Council (the council) which comprises the:

- description of municipality for the year ended 30 June 2024
- service performance indicators for the year ended 30 June 2024
- financial performance indicators for the year ended 30 June 2024
- sustainable capacity indicators for the year ended 30 June 2024
- notes to the accounts
- certification of the performance statement.

In my opinion, the performance statement of Central Goldfields Shire Council in respect of the year ended 30 June 2024 presents fairly, in all material respects, in accordance with the performance reporting requirements of Part 4 of the *Local Government Act 2020* and Local Government (Planning and Reporting) Regulations 2020.

Basis for Opinion I have conducted my audit in accordance with the *Audit Act 1994* which incorporates the Australian Standards on Assurance Engagements. I further describe my responsibilities under that Act and those standards in the *Auditor's Responsibilities for the Audit of the performance statement* section of my report.

My independence is established by the *Constitution Act 1975*. My staff and I are independent of the council in accordance with the ethical requirements of the Accounting Professional and Ethical Standards Board's APES 110 *Code of Ethics for Professional Accountants* (the Code) that are relevant to my audit of the performance statement in Victoria. My staff and I have also fulfilled our other ethical responsibilities in accordance with the Code.

I believe that the audit evidence I have obtained is sufficient and appropriate to provide a basis for my opinion.

Councillors' responsibilities for the performance statement The Councillors are responsible for the preparation and fair presentation of the performance statement in accordance with the performance reporting requirements of the *Local Government Act 2020* and Local Government (Planning and Reporting) Regulations 2020 and for such internal control as the Councillors determines is necessary to enable the preparation and fair presentation of a performance statement that is free from material misstatement, whether due to fraud or error.

Auditor's responsibilities for the audit of the performance statement

As required by the *Audit Act 1994*, my responsibility is to express an opinion on the performance statement based on the audit. My objectives for the audit are to obtain reasonable assurance about whether the performance statement as a whole is free from material misstatement, whether due to fraud or error, and to issue an auditor's report that includes my opinion. Reasonable assurance is a high level of assurance, but is not a guarantee that an audit conducted in accordance with the Australian Standards on Assurance Engagements will always detect a material misstatement when it exists. Misstatements can arise from fraud or error and are considered material if, individually or in the aggregate, they could reasonably be expected to influence the decisions of users taken on the basis of this performance statement. As part of an audit in accordance with the Australian Standards on Assurance Engagements, I exercise professional judgement and maintain professional scepticism throughout the audit. I also:

- identify and assess the risks of material misstatement of the performance statement, whether due to fraud or error, design and perform audit procedures responsive to those risks, and obtain audit evidence that is sufficient and appropriate to provide a basis for my opinion. The risk of not detecting a material misstatement resulting from fraud is higher than for one resulting from error, as fraud may involve collusion, forgery, intentional omissions, misrepresentations, or the override of internal control.
- obtain an understanding of internal control relevant to the audit in order to design audit procedures that are appropriate in the circumstances, but not for the purpose of expressing an opinion on the effectiveness of the council's internal control
- evaluate the overall presentation, structure and content of the performance statement, including the disclosures, and whether performance statement represents the underlying events and results in a manner that achieves fair presentation.

I communicate with the Councillors regarding, among other matters, the planned scope and timing of the audit and significant audit findings, including any significant deficiencies in internal control that I identify during my audit.



Travis Derricott
as delegate for the Auditor-General of Victoria

MELBOURNE
18 October 2024

SECTION 1 – DESCRIPTION OF MUNICIPALITY

Located in the heart of the historic Victorian Goldfields, Central Goldfields Shire covers 1,532 square kilometres and has an approximate population of 13,000 people.

Maryborough is the Shire's major business centre with a population of around 7,900. Maryborough has gained recognition in recent years as having some of the finest sporting facilities in regional Victoria, together with significant historical buildings dating back to the goldmining era of the 1850's.

Other towns in the shire include Bealiba, Carisbrook, Dunolly, Majorca, Talbot and Timor-Bowenvale and the rural districts surrounding these centres. All are famous for their heritage architecture and significant agricultural industries.

The shire is currently experiencing moderate growth with key infrastructure projects and residential developments reaching fruition.

The State Government's commitment to the shire has seen investments in the areas of health, education, and law and order, together with assistance to economic development activities initiated by Council.

The Shire is located within one hour's drive from main regional centres of Ballarat and Bendigo and just two hours from Melbourne.

The first democratically elected council for Central Goldfields Shire was elected on 15 March 1997. In 2005, the Minister for Local Government determined that the number of Councillors to represent the shire be increased from five to seven.

Central Goldfields Shire Council elected seven Councillors for a four-year term, beginning in November 2020.

The upcoming 2024 election will see a ward structure change. The Maryborough Ward will now be split into four single member wards. The other three wards remain unchanged.

SECTION 2 – SERVICE PERFORMANCE INDICATORS FOR THE YEAR ENDED 30 JUNE 2024

Service / Indicator / Measure [Formula]	2021	2022	2023	2024		Comment
	Actual	Actual	Actual	Target as per budget	Actual	
Aquatic Facilities						
Utilisation						
<i>Utilisation of aquatic facilities</i>	4.03	4.65	6.06	4.65	4.62	Reduction in attendances can be attributed to the fact that the Maryborough Outdoor Pool is currently closed until it can be rebuilt. In addition, the Maryborough Sports and Leisure Centre was closed for 2 months due to retiling of 25m pool.
[Number of visits to aquatic facilities / Municipal population]						
Animal Management						
Health and safety						
<i>Animal management prosecutions</i>	0%	0%	0%	0%	0%	No animal management prosecutions have occurred during 2023-2024.
[Number of successful animal management prosecutions / Number of animal management prosecutions] x 100						
Food Safety						
Health and safety						
<i>Critical and major non-compliance outcome notifications</i>	100.00%	100.00%	80.00%	100.00%	100.00%	All critical and major non-compliance issues were followed up.
[Number of critical non-compliance outcome notifications and major non-compliance notifications about a food premises followed up / Number of critical non-compliance outcome notifications and major non-compliance notifications about a food premises] x100						

**SECTION 2 – SERVICE PERFORMANCE INDICATORS
FOR THE YEAR ENDED 30 JUNE 2024**

Service / Indicator / Measure [Formula]	2021	2022	2023	2024		Comment
	Actual	Actual	Actual	Target as per budget	Actual	
Governance						
Consultation and engagement						
<i>Satisfaction with community consultation and engagement</i>	54	51	51	51	48	Council acknowledges the reduction in Community Satisfaction Survey score despite Council's committed and continuous focus on its community consultation and engagement through its updated Community Engagement Policy and use of various communication tools and platforms.
[Community satisfaction rating out of 100 with how Council has performed on community consultation and engagement]						
Libraries						
Participation						
<i>Library membership</i>	0.00%	0.00%	0.00%	7.86%	9.50%	Library patronage has now almost returned to pre-COVID numbers.
[Number of registered library members / Population] x100						
Maternal and Child Health (MCH)						
Participation						
<i>Participation in the MCH service</i>	70.15%	87.93%	93.18%	90.00%	91.00%	Central Goldfields Shire continues to secure consistently high number of enrolments following birth notifications. The difference between birth notifications and enrolments is due to one family relocating to a neighbouring Shire post the birth of their child and thus supported to enrol with the relevant MCH service for that area.
[Number of children who attend the MCH service at least once (in the year) / Number of children enrolled in the MCH service] x100						

Service / Indicator / Measure [Formula]	2021	2022	2023	2024		Comment
	Actual	Actual	Actual	Target as per budget	Actual	
<i>Participation in the MCH service by Aboriginal children</i>	100.00%	88.16%	96.39%	90.00%	95.51%	Central Goldfields Shire continues to secure consistently high number of enrolments following birth notifications. The difference between birth notifications and enrolments is due to one family relocating to a neighbouring Shire post the birth of their child and thus supported to enrol with the relevant MCH service for that area.
[Number of Aboriginal children who attend the MCH service at least once (in the year) / Number of Aboriginal children enrolled in the MCH service] x100						
Roads						
Condition						
<i>Sealed local roads maintained to condition standards</i>	99.68%	95.20%	98.74%	95.00%	99.11%	Central Goldfields Shire achieved 4% greater than target for road condition. It is also an increase on the 2021-2022 and 2022-2023 years. Council continues to plan their annual reseal programs in response to condition data..
[Number of kilometres of sealed local roads below the renewal intervention level set by Council / Kilometres of sealed local roads] x100						
Statutory Planning						
Service standard						
<i>Planning applications decided within required time frames</i>	35.98%	50.00%	65.33%	50.00%	30.43%	Central Goldfields Shire strives to adhere to mandated timeframes, however, the complexity associated with some applications and Council's focus on genuine engagement and achieving the best outcomes for all involved can contribute to delays.
[(Number of regular planning application decisions made within 60 days) + (Number of VicSmart planning application decisions made within 10 days) / Number of planning application decisions made] x100						
Waste Management						
Waste diversion						
<i>Kerbside collection waste diverted from landfill</i>	45.00%	43.31%	44.82%	43.00%	45.37%	Increased diversion is indicative of the introduction of the container deposit scheme that commenced in November 2023.
[Weight of recyclables and green organics collected from kerbside bins / Weight of garbage, recyclables and green organics collected from kerbside bins] x100						

SECTION 3 – FINANCIAL PERFORMANCE INDICATORS
FOR THE YEAR ENDED 30 JUNE 2024

SECTION 3 – FINANCIAL PERFORMANCE INDICATORS
FOR THE YEAR ENDED 30 JUNE 2024

Dimension /indicator / measure [Formula]	2021	2022	Results		Forecasts				Material Variations and Comments	
	Actual	Actual	2023 Actual	2024 Target as per budget	2025 Forecasts	2026 Forecasts	2027 Forecasts	2028 Forecasts		
Efficiency										
Expenditure level										
<i>Expenses per property assessment</i>	\$3,962.83	\$4,050.69	\$4,209.37	\$3,904.00	\$4,428.10	\$3,969.84	\$4,085.99	\$4,242.10	\$4,353.10	Expenses per property assessment have increased by \$219 (6%) on the 2022-2023 financial year. During the 2023-2024 financial year, additional costs were incurred which related to three emergency event recoveries, impact of CPI on materials and services as well as backfill of critical positions within the organisation by contractors. Some of these costs have been offset by additional revenue which is not considered in this indicator.
[Total expenses / Number of property assessments]										
Revenue level										
<i>Average rate per property assessment</i>	\$1,543.80	\$1,580.63	\$1,465.57	\$1,516.16	\$1,512.63	\$1,560.67	\$1,613.77	\$1,662.18	\$1,712.05	The average rate per assessment has increased by 3.2% on prior year. Central Goldfields Shire applied the rate cap of 3.5% which was then offset by a number of valuation objections being upheld.
[Sum of all general rates and municipal charges / Number of property assessments]										

Dimension /indicator / measure [Formula]	2021	2022	Results		Forecasts				Material Variations and Comments	
	Actual	Actual	2023 Actual	2024 Target as per budget	2025 Forecasts	2026 Forecasts	2027 Forecasts	2028 Forecasts		
Liquidity										
Working capital										
<i>Current assets compared to current liabilities</i>	135.38%	131.42%	125.00%	151.00%	35.04%	259.51%	371.19%	294.16%	282.17%	Central Goldfields Shire current assets has reduced substantially on prior year and target results. Council target included an assumption of continued prepayment of the Federal Assistance Grants which did not occur. This together with the completion of many multi-year capital projects has resulted in a decreased working capital position. This is expected to increase over the coming years. \$4.5m of the Federal Assistance Grant was subsequently received on 5 July 2024.
[Current assets / Current liabilities] x100										
Unrestricted cash										
<i>Unrestricted cash compared to current liabilities</i>	-46.30%	43.28%	46.62%	86.00%	-31.26%	92.28%	145.66%	109.99%	105.15%	The 2023-2024 ratio decreased compared to previous years mainly because Council did not receive an early payment of the 2024-2025 Financial Assistance Grants and the impact of the withdrawal from aged care services. \$4.5m of the Federal Assistance Grant was subsequently received on 5 July 2024.
[Unrestricted cash / Current liabilities] x100										

SECTION 3 – FINANCIAL PERFORMANCE INDICATORS
FOR THE YEAR ENDED 30 JUNE 2024

Dimension /indicator / measure [Formula]	2021	2022	Results		Actual	Forecasts				Material Variations and Comments
	Actual	Actual	2023	2024		2025	2026	2027	2028	
Obligations										
Loans and borrowings										
<i>Loans and borrowings compared to rates</i>	17.54%	12.92%	12.56%	11.84%	11.92%	16.90%	32.22%	31.28%	30.37%	No further loans were taken during the 2023-2024 financial year. The 2024-2025 Budget includes additional borrowings in the 2024-2025 and 2025-2026 years.
[Interest bearing loans and borrowings / Rate revenue] x100										
<i>Loans and borrowings repayments compared to rates</i>	3.84%	4.29%	0.48%	0.48%	0.53%	0.54%	0.79%	1.15%	1.12%	Council's loan was refinanced to interest only in the 2022-2023 financial year with no principal repayment for 2023-2024 year.
[Interest and principal repayments on interest bearing loans and borrowings / Rate revenue] x100										
Indebtedness										
<i>Non-current liabilities compared to own source revenue</i>	13.40%	9.87%	14.66%	22.83%	2.40%	26.16%	39.35%	37.98%	36.66%	Council's loan is considered a current liability. This has resulted in a significant decrease in indebtedness, allowing for future borrowings as budgeted.
[Non-current liabilities / Own source revenue] x100										
Asset renewal and upgrade										
<i>Asset renewal and upgrade compared to depreciation</i>	87.95%	103.66%	148.39%	246.00%	154.30%	156.69%	159.16%	97.86%	85.45%	Council completed a capital works program of \$13.1m as part of a strong commitment to improving infrastructure. There are further projects underway and these are expected to be finalised in the 2024-2025 year.
[Asset renewal and asset upgrade expense / Asset depreciation] x100										

SECTION 3 – FINANCIAL PERFORMANCE INDICATORS
FOR THE YEAR ENDED 30 JUNE 2024

Dimension /indicator / measure [Formula]	2021	2022	Results		Actual	Forecasts				Material Variations and Comments
	Actual	Actual	2023	2024		2025	2026	2027	2028	
Operating position										
Adjusted underlying result										
<i>Adjusted underlying surplus (or deficit)</i>	-11.70%	-7.05%	-9.51%	-8.69%	-30.88%	-13.65%	-13.33%	-14.26%	-13.85%	Council's underlying result was impacted materially by the timing of the Federal Assistance Grants. Council assumed the continued prepayment of the grants as part of the target underlying result. As this has now been paid in the year in which it relates, it is not expected to have a material impact on future years.
[Adjusted underlying surplus (deficit)/ Adjusted underlying revenue] x100										
Stability										
Rates concentration										
<i>Rates compared to adjusted underlying revenue</i>	55.37%	53.40%	49.43%	56.00%	58.67%	59.28%	59.39%	59.40%	59.41%	Rate revenue represents over half of Council's revenue. Whilst this is in line with target, it is greater than prior year due to the timing of the Federal Assistance Grant. The rates relative to total revenue increased due to this change.
[Rate revenue / Adjusted underlying revenue] x100										
Rates effort										
<i>Rates compared to property values</i>	0.59%	0.63%	0.47%	0.42%	0.42%	0.45%	0.45%	0.45%	0.45%	The compounding impact of rate capping has seen a decrease in rates as compared to valuations over the last four years. Council's municipal charge remains in line with previous years..
[Rate revenue / Capital improved value of rateable properties in the municipality] x100										

SECTION 4 – SUSTAINABLE CAPACITY INDICATORS FOR THE YEAR ENDED 30 JUNE 2024

Indicator / Measure [Formula]	Results				Comment
	2021 Actual	2022 Actual	2023 Actual	2024 Actual	
Population					
<i>Expenses per head of municipal population</i>	\$2,421.53	\$2,475.21	\$2,728.72	\$2,879.58	Costs per head of population increased 5.5% on prior year. Additional costs are explained by three emergency events and their costs, CPI increases on materials and services and backfilling of critical positions within the organisation by contractors.
[Total expenses / Municipal population]					
<i>Infrastructure per head of municipal population</i>	\$22,690.37	\$25,188.82	\$28,198.95	\$29,637.20	Central Goldfields Shire completed a capital works program of \$13.1 million as part of a strong commitment to improving infrastructure together with the impact of the infrastructure revaluation in July 2023.
[Value of infrastructure / Municipal population]					
<i>Population density per length of road</i>	9.92	9.88	10.28	10.96	The population of Central Goldfields Shire has remained consistent for several years.
[Municipal population / Kilometres of local roads]					
Own-source revenue					
<i>Own-source revenue per head of municipal population</i>	\$1,373.37	\$1,428.89	\$1,491.42	\$1,518.31	Council's rate income increased by the rate cap (less objections) of 3.2%. This was offset by a decrease in user fees of 1.4%. Together this is an increase of 1.8% or \$26.89.
[Own-source revenue / Municipal population]					

SECTION 4 – SUSTAINABLE CAPACITY INDICATORS FOR THE YEAR ENDED 30 JUNE 2024

Indicator / Measure [Formula]	Results				Comment
	2021 Actual	2022 Actual	2023 Actual	2024 Actual	
Recurrent grants					
<i>Recurrent grants per head of municipal population</i>	\$794.49	\$809.96	\$769.25	\$436.25	A significant reduction in recurrent grants can be explained by the timing of the Federal Assistance Grant (\$390 per capita).
[Recurrent grants / Municipal population]					
Disadvantage					
<i>Relative Socio-Economic Disadvantage</i>	1.00	1.00	1.00	1.00	Whilst the result has not changed over the past four years, it represents the continual challenges faced by the Central Goldfields community.
[Index of Relative Socio-Economic Disadvantage by decile]					
Workforce turnover					
<i>Percentage of staff turnover</i>	20.3%	21.6%	17.7%	24.0%	Central Goldfields Shire withdrew from Aged Care services in March 2024, resulting in a number of redundancies. Workforce turnover would have sat at 10.8% without this.
[Number of permanent staff resignations and terminations / Average number of permanent staff for the financial year] x100					

SECTION 5 – NOTES TO THE ACCOUNTS FOR THE YEAR ENDED 30 JUNE 2024

5.1. Basis of preparation

Council is required to prepare and include a performance statement within its annual report. The performance statement includes the results of the prescribed, service performance, financial performance and sustainable capacity indicators and measures together with a description of the municipal district, an explanation of material variations in the results and notes to the accounts. This statement has been prepared to meet the requirements of the Local Government Act 2020 and Local Government (Planning and Reporting) Regulations 2020.

Where applicable the results in the performance statement have been prepared on accounting bases consistent with those reported in the Financial Statements. The other results are based on information drawn from council information systems or from third parties (e.g., Australian Bureau of Statistics or the Council's Satisfaction Survey provider).

The performance statement presents the actual results for the current year and the previous three years, along with the current year's target, if mandated by the Local Government (Planning and Reporting) Regulations 2020. Additionally, for the prescribed financial performance indicators and measures, the performance statement includes the target budget for the current year and the results forecast for the period 2024-2025 to 2027-2028 by the Council's Financial Plan.

The Local Government (Planning and Reporting) Regulations 2020 requires explanation of any material variations in the results contained in the performance statement. Council has adopted materiality thresholds relevant to each indicator and measure and explanations have not been provided for variations below the materiality thresholds unless the variance is considered to be material because of its nature.

SECTION 5 – NOTES TO THE ACCOUNTS FOR THE YEAR ENDED 30 JUNE 2024

5.2. Definitions

KEY ITEM	DEFINITION
Aboriginal children	means a child who is an Aboriginal person
Aboriginal person	has the same meaning as in the Aboriginal Heritage Act 2006
adjusted underlying revenue	means total income other than: <ul style="list-style-type: none"> • non-recurrent grants used to fund capital expenditure; and • non-monetary asset contributions; and • contributions to fund capital expenditure from sources other than those referred to above
adjusted underlying surplus (or deficit)	means adjusted underlying revenue less total expenditure
annual report	means an annual report prepared by a council under section 98 of the Act
asset renewal expenditure	means expenditure on an existing asset or on replacing an existing asset that returns the service capability of the asset to its original capability
asset upgrade expenditure	means expenditure that— (a) enhances an existing asset to provide a higher level of service; or (b) extends the life of the asset beyond its original life
critical non-compliance outcome notification	means a notification received by council under section 19N(3) or (4) of the Food Act 1984, or advice given to council by an authorized officer under that Act, of a deficiency that poses an immediate serious threat to public health
current assets	has the same meaning as in the Australian Accounting Standards
current liabilities	has the same meaning as in the Australian Accounting Standards
food premises	has the same meaning as in the Food Act 1984
intervention level	means the level set for the condition of a road beyond which a council will not allow the road to deteriorate and will need to intervene
local road	means a sealed or unsealed road for which the council is the responsible road authority under the Road Management Act 2004
major non-compliance outcome notification	means a notification received by a council under section 19N(3) or (4) of the Food Act 1984, or advice given to council by an authorized officer under that Act, of a deficiency that does not pose an immediate serious threat to public health but may do so if no remedial action is taken
MCH	means the Maternal and Child Health Service provided by a council to support the health and development of children within the municipality from birth until school age
non-current liabilities	means all liabilities other than current liabilities
own-source revenue	means adjusted underlying revenue other than revenue that is not under the control of council (including government grants)
population	means the resident population estimated by council
rate revenue	means revenue from general rates, municipal charges, service rates and service charges
relative socio-economic disadvantage	in relation to a municipal district, means the relative socio-economic disadvantage, expressed as a decile for the relevant financial year, of the area in which the municipal district is located according to the Index of Relative Socio-Economic Disadvantage of SEIFA
restricted cash	means cash, cash equivalents and financial assets, within the meaning of the Australian Accounting Standards, not available for use other than for a purpose for which it is restricted, and includes cash to be used to fund capital works expenditure from the previous financial year
SEIFA	means the Socio-Economic Indexes for Areas published from time to time by the Australian Bureau of Statistics on its Internet site
unrestricted cash	means all cash and cash equivalents other than restricted cash

SECTION 5 – NOTES TO THE ACCOUNTS FOR THE YEAR ENDED 30 JUNE 2024

5.3 Other Matters

Overview of 2024

In brief, Council recorded an operating deficit of \$5.5 million for the 2023-2024 financial year, a \$15.1 million variance on budget. The variance to budget is a result of a few main items, notably;

- October 2022 Flooding Event. Initial estimates of claimable damage repair amounted to \$6.9 million in the 2023-2024 year which was budgeted as capital spend. This was revised to \$4.3 million following a review. The actual grant revenue received amounted to \$1.7 million in the 2023-2024 year, a decrease of \$5.1 million.
- Timing of Federal Assistance Grant. The prior year prepayment for the 2023-2024 grant was paid in the 2022-2023 financial year. As this is untied, meaning it must be recognised in the year it is received. Council budgeted for this prepayment to continue in the absence of information otherwise. This risk was highlighted in various reports throughout the year and eventuated when the 2024-2025 grant was not prepaid, a variance of \$5.3 million.
- In August 2023, Council resolved to exit from the Aged Care service. The financial impact included redundancies for staff who were unable to be redeployed which amounted to \$0.7 million.
- Recruitment of integral roles across the organisation has been difficult with a number being undertaken by contractors. This included payroll, strategic planning and statutory planning. Additional costs of \$0.4 million were incurred to cover these positions.
- Depreciation, although not a cash item, increased due to three factors; new and upgraded assets being capitalised, a comprehensive revaluation of infrastructure assets; and a review of plant and equipment assets no longer depreciated. The impact was \$0.9 million.

Other impacts to Council include

- Project delivery within budget. The combined impact of CPI increases together with variances in tender submissions, both in terms of pricing and number of submissions has impacted Council's ability to delivery projects within budget.
- As with the entire sector, Council has been impacted by the turnover of staff in key roles within the organisation. This has impacted the momentum and continuity of projects across Council.

8.2 S11A UPDATE TO INSTRUMENT OF APPOINTMENT AND AUTHORISATION FOR STATUTORY PLANNING

Author: Governance Officer

Responsible Officer: General Manager Corporate Performance

The Officer presenting this report, having made enquiries with relevant members of staff, reports that no disclosable interests have been raised in relation to this report.

SUMMARY/PURPOSE

The purpose of this report is to recommend to Council that the S11A Instrument of Appointment and Authorisation for the previous Coordinator of Statutory Planning be revoked and the new Coordinator of Statutory Planning be added to the S11A Instrument of Appointment and Authorization under the Planning and Environment Act 1987.

The current Manager of Statutory Services, and current Statutory Planner will remain on the instrument.

The S11A Instrument of Appointment and Authorisation appoints Council staff under the *Planning and Environment Act 1987*, which allows them to fully discharge their duties and responsibilities under that Act.

RECOMMENDATION

That Council adopt the updated S11A Instrument of Appointment and Authorisation for the Manager of Statutory Planning, the Coordinator of Statutory Planning and the Statutory Planner under the Planning and Environment Act 1987.

LEGISLATION AND POLICY CONTEXT

Central Goldfields Shire Council's Council Plan 2021-2025 - Leading Change

The Community's vision 4. Good planning, governance, and service delivery

The S11A Instrument of Appointment and Authorisation is made in accordance with section 147 of the *Planning and Environment Act 1987* and section 313 of the Local Government Act 2020.

BACKGROUND INFORMATION

The S11A Instrument of Appointment and Authorisation is specifically for authorised officers appointed under the *Planning and Environment Act 1987*.

The previous Coordinator of Statutory Planning resigned on 14 June 2024 and the new Coordinator of Statutory Planning started as of 23 October 2024.

REPORT

S11A Instrument of Appointment and Authorisation:

- Appoints the officers to be authorised officers for the purposes of the Planning and Environment Act 1987 and the regulations made under that Act; and
- Authorises the officers generally to institute proceedings for offences against the Planning and Environment Act 1987 and the regulations made under that Act.

Authorisations need to be added to the Instrument for the new Coordinator of Statutory Planning to be an authorised officer under the *Planning and Environment Act 1987*.

This authorisation gives officers the power to access property when required.

As with the delegations under the *Planning and Environment Act 1987* these appointments and authorisations must be made by Council and are not delegated to the CEO.

CONSULTATION/COMMUNICATION

There is no requirement for community consultation in relation to the review of the Instruments. Affected staff will be provided with confirmation of the adoption of any Instruments.

FINANCIAL & RESOURCE IMPLICATIONS

Council subscribes to the Delegations and Authorisations service provided by Maddocks, the cost of which is provided for in Council's budget.

There are no other financial implications in reviewing the Instruments of Delegation.

RISK MANAGEMENT

This report addresses Council's strategic risk Governance - Failure to transparently govern and embrace good governance practices by the use of the Maddocks authorisations service alleviates the potential risk of staff not being appropriately authorised in the exercise of various powers and duties.

The updates are done regularly and capture any legislative changes.

The service is available to all Victorian Councils which enables consistency.

CONCLUSION

The S11A Instrument of Appointment and Authorisation is required due to staffing changes at Council. The Instrument must be adopted by Council.

ATTACHMENTS

8.2.2 S11A Instrument of Appointment and Authorisation *Planning and Environment Act 1987*.

8.2.1

S11A Instrument of Appointment and Authorisation (Planning and Environment Act 1987)



Central Goldfields Shire Council

**Instrument of Appointment and
Authorisation (*Planning and Environment Act
1987 only*)**

Instrument of Appointment and Authorisation (*Planning and Environment Act 1987*)

In this instrument "**officer**" means -

**Manager Statutory Planning (MGSS) - Peter Field
Statutory Planner (PLNRR) - Penny Dodsworth
Coordinator of Statutory Planning (CSTP)- Damien Hodgkins**

By this instrument of appointment and authorisation Central Goldfields Shire Council -

1. under s 147(4) of the *Planning and Environment Act 1987* - appoints the officer to be an authorised officer for the purposes of the *Planning and Environment Act 1987* and the regulations made under that Act; and
2. under s 313 of the *Local Government Act 2020* authorises the officer either generally or in a particular case to institute proceedings for offences against the Acts and regulations described in this instrument.

It is declared that this instrument -

- comes into force immediately upon its execution;
 - remains in force until varied or revoked.
- This instrument is authorised by a resolution of the Central Goldfields Shire Council on _____ .

Signed:

MAYOR

INTERIM CHIEF EXECUTIVE OFFICER

9. Councillor Reports and General Business

10. Notices of Motion

Nil

11. Urgent Business

Nil

12. Confidential Business

Nil

13. Meeting Closure